



[www.ucnjfcc.org](http://www.ucnjfcc.org)

---

**Report to the Mayors and Officials  
of North Bergen, Union City,  
Weehawken, West New York, and  
Hudson County on Current Animal  
Control Practices and on How to  
Significantly Improve Them**

**November, 2014**

**Revisions**

<b>Date</b>	<b>Rev</b>	<b>Changes</b>
11/4/14	First version shared with the Mayors and elected officials of UC, WNY, WH, NB, and Hudson Country	N/A

## **Index**

<b>1. SUMMARY .....</b>	<b>5</b>
<b>2. SCOPE.....</b>	<b>8</b>
<b>3. METHODOLOGY .....</b>	<b>8</b>
<b>4. ABOUT THE UNION CITY FERAL CAT COMMITTEE (UCFCC) .....</b>	<b>9</b>
<b>5. CURRENT ANIMAL CONTROL PRACTICES IN UC, WH, WNY, AND NB .....</b>	<b>9</b>
<b>5.1 Animal Control Contractor Current State .....</b>	<b>9</b>
<b>5.2 Animal Rescue Groups Current State.....</b>	<b>11</b>
<b>6. BEST PRACTICES .....</b>	<b>13</b>
<b>6.1 New York City.....</b>	<b>13</b>
<b>6.2 Secaucus .....</b>	<b>13</b>
<b>6.3 City of Spartanburg (South Carolina) Animal Services .....</b>	<b>14</b>
<b>6.4 Report cards/KPIs for the NB/UC/WNY/WH Public Schools .....</b>	<b>14</b>
<b>6.5 UCFCC Support to Low Income Residents.....</b>	<b>14</b>
<b>7. FUTURE STATE .....</b>	<b>15</b>
<b>7.1 Short Term .....</b>	<b>15</b>
<b>7.2 Long Term .....</b>	<b>21</b>
<b>8. AUTHORS AND CONTRIBUTORS .....</b>	<b>22</b>

## **Appendix 1: Current State Documents / Facts**

- 1.1: Emails to Mr. Santini to establish the facts
- 1.2: Questions to Mr. Santini
- 1.3: Responses from Mr. Santini
- 1.4: 2013 Union City contract with Mr. Santini
- 1.5: 2014 North Bergen contract with Mr. Santini
- 1.6: 2014 West New York contract with Mr. Santini and other organizations, and Mr. Santini WNY salary
- 1.7: 2014 Weehawken contract with Mr. Santini and Mr. Santini WH salary

## **Appendix 2: Future State Documents**

- 2.1: New York City online, 24/7 status on its animal control practices
- 2.2: Secaucus animal control best practices
- 2.3: City of Spantenburg (South Carolina) Animal Services best practices
- 2.4: Key Performance Indicators (KPIs) for UC/WNY/WH/NB schools
- 2.5: Shelter size estimation for NB/WNY/NB/UC

# 1. Summary

The authors, longtime residents of NB/UC/WNY/WH, spent thousands of hours documenting the current animal control practices of those four towns, and sadly concluded that they are dozens of years behind the practices of other towns, and that Mr. Santini, the current animal control contractor for the four towns, is unfairly and inappropriately making unwarranted and ill-advised profits from hungry, homeless, and sick cats he very badly and inappropriately serves.

Specifically, with combined animal control expenditures of \$310,400, almost all paid to Mr. Santini, the current state has these very serious flaws:

1. Goals/KPIs. Mr. Santini does not have specific, measurable goals that would improve animal control practices in NB/UC/WNY/WH, from limiting feral cat population through TNR, to spay/neuter education and community support, to becoming kill free by certain date. He also does not have any key performance indicators (KPIs) to measure his performance, as all 21<sup>st</sup> century public or private organizations must have. *Best practices: NYC will be kill free by 2015; the KPIs and goals of all the schools of NB/UC/WNY/WH are available 24/7.*
2. External funds/grants. Mr. Santini does not have a non-profit organization to apply for grants and to request private and public donations and multiply the funds he receives from those four towns. To the contrary, during one of the interviews he was compelled to have with us at the Musto Center, Mr Santini stated that his is a private company and he is in this to make many as much money as possible. As a result, Mr. Santini does not and cannot apply to any grant or donation to multiply the funds he receives from those four towns, as nobody will donate to any "for profit" organization. Individuals, private, and public organizations only donate for "nonprofit" organizations. *Best practice: Secaucus has a non-profit organization raising funds for its shelter.*
3. Free TNRs. Mr. Santini does not perform any Trap Neuter and Return (TNRs). For example, on the back of the WNY Public Library, right in front of WNY City Hall, there is a huge colony of feral cats, which Mr. Santini did not fix, did not feed, and did not care about. *Best practices: Secaucus asks its Public Works employees to perform TNRs. Between January 2013 and May 2014, the City of Spartanburg (South Carolina) Animal Services TNRed 820 feral cats. The UCFCC feeds twice per day the huge colony on the back of the WNY Public Library, already fixed*

*and vaccinated half of them, and will finish fixing and vaccinating the entire colony by the end of November 2014.*

4. Low Income Residents Support. Mr. Santini does not support any low income resident of those towns with vet treatment for sick cats or cat food. *Best practice: The UCFCC provides vet treatment and cat food to low income residents and those living in public housing.*
5. Shelter. Mr. Santini does not have any shelter in any of the four towns he serves and as a result residents, most of whom do not have cars, cannot go to his far away shelters in Lodi and Cliffside Park to adopt or surrender pets. *Best practices: Secaucus has two shelters in Secaucus where residents go to adopt pets. The UCFCC has a plan to raise \$600,000 in tax free public and private donations to build and operate a state of the art county shelter. Indeed, the UCFCC already has a \$10,000 private donation for these efforts.*
6. Free pets pick up and delivery of traps and pets. Mr. Santini does not provide any free pickups and delivery of traps and pets to residents, many of whom do not have transportation. *Best practice: The UCFCC currently provides free delivery and pick up of traps and pets to any resident of UC/NB/WNY/WH.*
7. Winter shelters. Mr. Santini does not provide any winter shelter for the pets of low income residents, especially those in public housing. *Best practice: The UCFCC provides free or low cost shelters to many low income residents, and those living in public housing.*
8. Volunteers. As a “for profit” organization, Mr. Santini does not have and cannot have volunteers to help the cats. *Best practice: The UCFCC has 142 volunteers that help with TNRs, fostering, caring, rescuing, and feeding the cats.*
9. Web site with orientation for residents. Mr. Santini does not have a web site with orientation (TNRs, fostering, pet abuse) for its residents. *Best practice: The UCFCC has a web site with orientation on TNRs, adoptions, fostering, flyers, and pet abuse.*
10. Legal action against animal abusers. Mr. Santini has not started legal actions against animal abusers. *Best practice: The UCFCC is*

*currently suing two individuals in Hudson County Superior Court for animal abuse.*

11. 24/7 open records. As a for profit, private organization, Mr. Santini does not share the records of his endeavors, which would allow officials and the public to make suggestions on how their tax dollars are spend. *Best practice: The UCFCC has 24/7 open records, and all its income, expenses, and receipts are available through links in its web site.*

We concluded that the best and fastest option for NB/UB/WNY/WH to humanely care for the thousands of homeless and sick cats and pets is to provide all resources currently given to the "for profit" organizations headed by Mr. Santini to the non-profit UCFCC, which will use them to immediately solve each one of the problems listed above, as detailed in the rest of this document.

We strongly believe that it is wrong, immoral, indefensible, and questionable for Mr. Santini or anyone to make any profit from the thousands of homeless and sick cats that we see in most blocks UC/NB/WNY/WH. This has to stop asap.

As a non-profit organization in which no member has ever been paid nor will ever be paid anything, the UCFCC is offering NB/UC/WNY/WH immediate better services to the thousands of homeless and sick cats, and a commitment to build a state-of-art shelter, none of which was ever considered or would ever be matched by Mr. Santini, or by any "for profit" contractor.

Finally, a comparison of the current animal control expenditures of NB/UC/WNY/WH and those of Secaucus, found that the later spends roughly \$20 per year per resident, roughly twenty times the spend (per year, per resident) of UC/WNY/WH, and roughly ten times the spend of NB. We conclude that it is morally, politically, and socially acceptable for NB/UC/WNY/WH to spend just \$20 per year per resident caring for its thousands of homeless and sick animals, more so in WH the wealthiest of the four towns.

## 2. Scope

The scope of this report includes:

**Current State:** Assess and document the current animal control practices of West New York (WNY), Union City (UC), Weehawken (WH), and North Bergen (NB).

**Best Practices:** Present and explain animal control best practices from cities and organizations.

**Future State:** Compare the current state against the best practices and propose short term and long term future states based on such comparisons.

## 3. Methodology

All practices of all public and private organizations can be improved and are improved regularly. The US has management consulting firms with billions of dollars per year in revenue that help public and private organizations improve their processes. The most famous are McKinsey, KPMG, Ernst & Young, The Boston Consulting Group, Bain, and PriceWaterhouseCoopers (PwC).

A common practice of those management consulting firms is to document the current states, present the clients best practices and a future state, and a plan on how to go from the current state to the future state.

This report follows the above proven and widely accepted methodology:

1. Current state
2. Best practices
3. Future state

In the context of this report being shared with local elected officials, some of whom (NJ State Representatives Stack and Prieto) are also NJ State Legislators, it is important to mention that the above methodology has similarities with the processes used by legislators to enact laws.

That is, legislators establish facts (current state), establish the most applicable laws in the country (best practices), and then settle on the best legislation to improve the current state (future state; new laws).

## **4. About the Union City Feral Cat Committee (UCFCC)**

The UCFCC is a non-profit (501c3) organization started in September of 2012 by cat loving residents of Hudson County to care for the homeless cats of Union City, Weehawken, North Bergen, West New York, Jersey City, and Hoboken.

As of November 2014, when this report was issued, the UCFCC has more than 140 members, it has fixed and vaccinated more than 150 cats, and it has spent more than \$31,652 caring for the homeless cats of those towns.

The UCFCC has ZERO administrative fees (all donations are used to help the cats), none of its board members or members can receive compensation of any kind, and all its income and expenses and receipts are promptly recorded and made available 24/7 to all its members and the public through links in its web site ([www.ucnjfcc.org](http://www.ucnjfcc.org)).

## **5. Current Animal Control Practices in UC, WH, WNY, and NB**

### **5.1 Animal Control Contractor Current State**

This section details the current state of the UC, NB, WNY, and WH animal control practices.

Mr. Santini is currently the animal control contractor for Union City and North Bergen, and a part time animal control employee for West New York and Weehawken. Page 6 of Appendix 1.1 shows that the communications with him and with Ms. Lisa Menendez, his employee, started on 10/20/13. Unfortunately, as shown in Appendix 1.1, neither Mr. Santini nor Ms. Menendez were forthcoming in providing the answers to the questions (Appendix 1.2) that were asked of them.

Although those answers had been sought since 10/20/13, it was only on 6/27/14 (Appendix 1.3, page 6), eight months after the initial inquiry and

with the intervention of Mayor Stack, that Mr. Santini provided the first set of answers.

Furthermore, again with the intervention of Mayor Stack, it was only on 7/1/14, nine months after the initial request, that Mr. Santini provided the pending responses, which are shown in Appendix 1.3.

From the answers provided by Mr. Santini (Appendix 1.3) the current state of the animal control practices for UC, NB, WNY, and WH can be described as follows. Mr. Santini is the animal control contractor for Union City, North Bergen, and West New York. He is a full time employee of West New York, a part time employee of Weehawken, and provides animal control services to those towns through his employment.

Up to around May/June 2014 Mr. Santini used to keep the animals he trapped at the basement of the 32<sup>nd</sup> street and Summit Avenue clinic.

After May/June 2014 Mr. Santini contracted with shelters in Lodi and in Cliffside Park to bring the animals. Those shelters have a capacity of 18 dogs and 28 cats (Lodi) and 40 dogs and 45 cats (Cliffside Park). Mr. Santini did not agree to the request of the UCFCC members to be allowed to visit those shelters. Instead, he offered to allow visits by Union City Health Officials (Appendix 1.3, page 1).

Mr. Santini informed that in 2013 he had euthanized 14 cats and 33 had been placed in homes (Appendix 1.3, page 2). He does not use volunteers to assist placing animals in permanent homes, he does not apply for grants to multiply the funds received from those four cities, and he will not inform the UCFCC about animals he would trap to have an opportunity to place them in homes (Appendix 1.3, pages 2-3).

Mr. Santini informed us that he uses a network of animal rescue and animal fostering people to help with adoptions, but he did not provide details of such networks (Appendix 1.3, page 3), such as the number and names of the individuals that assist him in placing animals in shelters.

Mr. Santini does not use a database or an spreadsheet to keep of the animals he captures, and he keeps the animals for 15 to 30 minutes in a temperature controlled van (Appendix 1.3, page 3).

Mr. Santini only provided the details on the animals that he trapped in 2013 in Union City. He did not provide the details on the 2013 animals for North Bergen, West New York, or Weehawken, which had been requested of him (Appendix 1.3, page 4).

Mr. Santini does not have any plan or goal to achieve kill free objectives in any of the four towns he serves (Appendix 1.3, page 4) and his only activities in this regards are supporting free vaccination events led by the Union City Health Department (Appendix 1.3, page 4).

Mr. Santini informed that he does not TNR any cat in any of the four towns (Appendix 1.3, page 5).

In 2013/2014, NB/UC/WH/WNY paid these funds to Mr. Santini, his company, and other animal control contractor (Appendixes 1.4, 1.5, 1.6, and 1.7):

***Table 1. NB/UC/WNY/WH Animal Control Expenditures***

Town	Animal Control Expenditure (\$/yr)	Spent with	Source
North Bergen	145,000	Mr. Santini	A1.5
Union City	70,000	Mr. Santini	A1.4
West New York	59,400 (49,500 plus 20% in benefits)	Mr. Santini	A1.6
West New York	18,000	Bergen County Humane Enforcement	A1.6
Weehawken	18,000 (15,000 plus 20% in benefits)	Mr. Santini	A1.7
<b>Total</b>	<b>310,400</b>		

## 5.2 Animal Rescue Groups Current State

This is the situation a few of us found in September 2012 when we tried to fix the colony on 19th street: No holding space to bring the cats before and after surgery, no traps, no drop trap, no crates, no dividers, no non-profit status (501c3), no grants, no access to the income and expenses from the group, only four members attended the monthly meeting, we were paying 15% of the donations as administrative fees to TLC, a rescue group, no Union City pickups from the People for Animals clinic, strained relations with local elected officials, and surprisingly and disappointingly, the individuals that were leading the efforts were opposed to applying to non-profit status and to applying for grants.

In addition, local officials were skeptical and hesitant to support cat activities because past donations of traps had resulted in all traps being unaccounted for, a non-profit organization was not formed, and no grant was applied to (everything donated by local officials was lost). There were also many long and unproductive meetings led by individuals that never managed anything before, without minutes and deliverables of those meetings, and as a result with few accomplishments

As of November 2014 when this report was distributed, the animal rescue groups that service UC/WH/WNY/NB were:

UCFCC. See description in section 4 of this report.

Hudson County Animal League. From information presented in the web site of this group, it appears that they are based and service mostly Bayonne and Jersey City and their reach is limited.

Hudson County Friend of Ferals. From information in its web site, this group does not have nonprofit (501c3) status and one of its leaders was involved in the loss of traps, lost of confidence of public officials, and lack of accomplishments listed above. The involvement of this organization in the betterment of the animal control practices of UC, NB, WH, and WNY appears to be limited.

Tuesday and Lisa Cat Rescue (TLC). From information on its web site, this organization is based or services Mount Vernon, NY. Former members of the UCFCC had opposed us getting the nonprofit (501c3) status, and instead pay 15% of our donations to TLC Rescue. The involvement of this organization in the betterment of the animal control practices of UC, NB, WH, and WNY appears to be limited.

Most of the above groups, except the UCFCC, do not have:

1. Nonprofit (501c3) status. As a result, they cannot raise tax free donations.
2. Management controls/accounting to control and report on the donations received, and to warrantee that they are properly spend.
3. Management skills to articulate alternatives to the current state (see this report) and to raise the \$600,000 that will be required to build an state-of-the-art shelter.

4. Open records to allow donors to see how all their funds were spend, which increases confidence and attracts donations.
5. Zero administrative fees to ensure all donations are spent on the cats.

Any of the above five limitations will restrict any group to servicing a relatively small cat population. They explain why the current problems lasted so long.

## **6. Best Practices**

### **6.1 New York City**

The NYC animal control best practices are presented in Appendix 2.1. Highlights of those best practices include:

1. NYC lists its animal control goals and how it is doing against those goals online, available 24/7 to the public at: <http://www.animalallianceny.org/about/progress2012.htm>.
2. NYC will be kill free by 2015, after more than ten years of work (Appendix 2.1, pages 3-4).
3. NYC's ten year strategic plan is based on increased adoptions, decrease homelessness, raise awareness, and strengthening resources (Appendix 2.1, page 5).
4. NYC has decreased its euthanasia and animal control and community intakes rates every single year since 2003 (Appendix 2.1, pages 6, 8, and 9).

### **6.2 Secaucus**

The Secaucus animal control best practices are presented in Appendix 2.2. Highlights of those best practices include:

1. Secaucus has a shelter located at 525 Meadowlands Parkway with a satellite location at 145 Front Street, both in Secaucus.
2. It spends \$100,000 on its shelter, of which \$66,000 is spend in veterinary care and the rest in food, litter, and expendables.

3. Full time employees had salaries of \$217,262.
4. It received \$15,351 and \$23,519 in donations in 2013 and 2014 respectively.
5. It has a non for profit organization raising funds for the shelter, in addition to the funds it receives from Secaucus.
6. Secaucus Animal Control officers, DPW employees, in coordination with the Secaucus Shelter perform TNRs.

### **6.3 City of Spartanburg (South Carolina) Animal Services**

Between January 2013 and May 2014, the City of Spartanburg (South Carolina) Animal Services trapped, neutered, and returned (TNR) 820 feral cats (Appendix 2.3, page 2).

### **6.4 Report cards/KPIs for the NB/UC/WNY/WH Public Schools**

It is widely accepted that one can only improve things that can be measured. As a result, it is customary to have report cards/KPIs/metrics in schools to be able to track progress and regularly measure school performances.

Examples of those report cards are presented in Appendix 2.4, where the report cards/KPIs of the NB/UC/WNY/WH schools are presented. Those report cards are available online 24/7 to all residents.

### **6.5 UCFCC Support to Low Income Residents**

As documented in its public, 24/7 income and expenses log, the UCFCC provides free cat food and veterinary treatment to low income or public housing residents of NB/UC/WNY/WH.

In addition, the UCFCC currently provides free delivery and pick up of traps and pets to any resident of the four towns, and it provides free or low cost shelters to many low income residents.

The UCFCC has 142 volunteers, without meetings, advertisements, or publicity. They help with foster homes, feeding and caring for the cats, and TNRs.

The UCFCC has a web site, [www.ucnjfcc.org](http://www.ucnjfcc.org), with orientation (TNRs, fostering, pet abuse) for the residents of the four towns.

The UCFCC is currently suing two individuals in Hudson County Superior Court for animal abuse.

## 7. Future State

### 7.1 Short Term

The current state described in section 5 of this document shows that the current animal control practices of UC, WH, NB, and WNY are many years behind the practices of NYC and Secaucus, cities adjacent to those four towns, many years behind the City of Startanburg, South Carolina, and many years behind the school practices to UC/WNY/NB/WH.

Specifically, the many problems of the current animal control practices are:

1. Goals/KPIs. Mr. Santini does not have any goal to be kill free by certain date. He also does not have any KPIs, metrics, or goals, as any 21<sup>st</sup> century public or private organization must have. Worst, it took nine months and the intervention of Mayor Stack and UC Health Officials for Mr. Santini to provide information on the UC current animal control practices, when such information must be available 24/7 to all residents.

*Best practices: NYC will be kill free by 2015 (Appendix 2.1), the KPIs, metrics, and goals all the NB/UC/WNY/WH schools are available 24/7 (Appendix 2.4).*

2. External funds/grants. Mr. Santini does not have a non-profit organization to apply for grants and to request tax free private and public donations and multiply the funds he receives from those four towns. To the contrary, during one of the interviews he was compelled to have with us at the Musto Center, Mr. Santini stated that his is a private company and that he is in this to make many as much money as possible. As a result, Mr. Santini does not and cannot apply to any grant to multiply the funds he receives from those four towns as nobody will donate to any "for profit" organization. Individuals, private, and public organizations only donate for "nonprofit" organizations.

*Best practice: Secaucus has a nonprofit organization that raises funds for its shelter. It received \$15,351 and \$23,519 in donations in 2013 and 2014, respectively (Appendix 2.2).*

3. Free TNRs. Mr. Santini does not perform any TNRs. For example, on the back of the WNY Public Library, right in front of WNY City Hall, there is a huge colony of feral cats, which Mr. Santini did not fix, did not feed, and did not care about.

*Best practices: Secaucus asks its Public Works employees to perform TNRs (Appendix 2.2); between January 2013 and May 2014, the City of Spartanburg (South Carolina) Animal Services TNRed 820 feral cats (Appendix 2.3). The UCFCC feeds twice per day the huge colony on the back of the WNY Public Library, already fixed and vaccinated half of them, and will finish fixing and vaccinating the entire colony by the end of November 2014.*

4. Low Income Residents Support. Mr. Santini does not support any low income resident of those towns with vet treatment for sick cats or cat food.

*Best practice: The UCFCC provides vet treatment for sick cats and cat food to low income/public housing residents of the four towns (See section 6.5).*

5. Shelter. Mr. Santini does not have any shelter in NB/UC/WNY/WH. As a result residents, many of whom do not have cars, cannot go to his far away shelters in Lodi and Cliffside Park to adopt pets.

*Best practice: Secaucus has two shelters in Secaucus where resident can go and adopt pets (Appendix 2.1).*

6. Free pets pick up and delivery of traps and pets. Mr. Santini does not provide any free pick ups and delivery of traps and pets to residents, many of whom do not have transportation to bring their pets to be fixed.

*Best practice: The UCFCC currently provides free delivery and pick up of traps and pets to any resident of the four towns (section 6.5).*

7. Winter shelters. Mr. Santini does not provide any winter shelter for the pets of low income residents, especially those in public housing.

*Best practice: The UCFCC provides free or low cost coolers to many low income residents (section 6.5).*

8. Volunteers. As a “for profit” organization, Mr. Santini does not have and cannot have volunteers to help the cats.

*Best practice: The UCFCC has 142 volunteers, without meetings, advertisements, or publicity. They help with foster homes, feeding and caring for the cats, rescues, and TNRs (section 6.5).*

9. Web site with orientation for residents. Mr. Santini does not have a web site with orientation (TNRs, fostering, pet abuse, flyers) for its residents

*Best practice: The UCFCC has a web site, [www.ucnjfcc.org](http://www.ucnjfcc.org), with orientation (TNRs, fostering, pet abuse, flyers, – section 6.5).*

10. Legal action against animal abusers. There is no evidence that Mr. Santini has started legal actions against animal abusers.

*Best practice: The UCFCC is currently suing two individuals in Hudson County Superior Court for animal abuse (section 6.5).*

11. 24/7 open records. As a for profit, private organization, Mr. Santini does not share the records of his endeavors, which would allow the officials and the public to make suggestions on how their tax dollars are spend.

*Best practice: The UCFCC has 24/7 open records, and all its income, expenses, and receipts are available through links in its web site.*

We concluded that the best and fastest option for NB/UC/WNY/WH to humanely care for the homeless and sick cats and pets is to provide all the resources currently given to the “for profit” organizations headed by Mr. Santini to the “non-profit” UCFCC, which will use them to immediately solve each one of the problems listed above.

This is how we will solve the problems listed above:

1. Goals/KPIs. The UCFCC will establish the goal of being kill free by 2020, almost half of the time that it will take NYC to be kill free. In addition, by its bylaws, the UCFCC already has KPIs and goals, available 24/7 to everybody in its web site: [www.ucnjfcc.org](http://www.ucnjfcc.org).
2. External funds/grants. The UCFC is already a “non profit – 501c3” organization, granted by the IRS in March 2014. As a result, it can apply for grants and receive tax free public and private donations. Indeed, since its founding on Sept 2012 to the date of this report, the UCFCC has received \$41,652 in private donations, which includes \$31,652 for day-to-day care of homeless and sick cats and TNRs, and a \$10,000 commitment for the new shelter. Those are funds that NB/UC/WNY/WH do not have to spend.
3. Free or low cost TNRs. As it does now, the UCFCC will offer low cost (\$20) or free TNRs to low income or public housing residents of the four towns.
4. Short term and long term shelters. As a short term solution, the UCFCC will rent a first floor, glass front, space in an area accessible by public transportation by the residents of the four towns, where they will be able to go seven days per week to adopt pets. As a long term solution, the UCFCC will raise \$600,000 in tax free public and private funds, and it will build a county shelter to service the four towns. Indeed, without starting fund raisings because we were focused on this report, the UCFCC already has a \$10,000 donation for this future county shelter.
5. Low income residents support. The UCFCC will continue providing support to low income and public housing residents with vet treatment for sick cats or cat food.
6. Free pick up and delivery of traps and pets. As it does now, the UCFCC will continue providing free delivery and pick ups of pets and traps to any resident for the four towns.

7. Winter shelters. As it does now, the UCFCC will continue providing free or low cost winter shelters to the residents of the four towns.
  
8. Volunteers. The UCFCC currently has 142 volunteers that feed dozens of colonies every single day, twice per day, that provide foster homes, that pick up sick cats and bring them to the vet, and that provide winter shelters. This is free labor and free resources UC/NB/WH/WNY do not have to pay for.
  
9. Web site with orientation for residents. As it does now, the UCFCC will keep its web site with information (TNRs, fostering, animal abuse) for residents.
  
10. Legal action against animal abusers. The UCFCC is currently suing two individuals in Hudson County Superior Court for animal abuse. The UCFCC will continue suing individuals.
  
11. 24/7 open records. Per its bylaws, the UCFCC will always maintain open records in its site, which will allow officials and the public to regularly advise the best ways to spend their tax dollars and donations.

In summary, this table compares the many things that Mr. Santini must be doing and is not doing through his "for profit" organization and which the UCFFF does or will do:

***Table 2. Services Comparison***

		Mr. Santini	UCFCC
1	Goals/KPIs	No	Yes
2	External funds/grants	No	Yes
3	Free or low cost TNRs	No	Yes
4	Short term and long term shelters	No	Yes
5	Low income residents support	No	Yes
6	Free pick up and delivery of traps and pets	No	Yes
7	Winter shelters	No	Yes
8	Volunteers	No	Yes
9	Web site with orientation for residents	No	Yes
10	Legal action against animal abusers	No	Yes
11	24/7 open records	No	Yes

Based on the services that the UCFCC can deliver to NB/UC/WNY/WH and its residents, we feel that we will provide a very solid alternative to the many problems of the current state.

Indeed, per the UCFCC bylaws, no UCFCC board member or member has ever been or will ever be paid anything. All our income and expenses and receipts are available 24/7 to everyone through links in our web site ([www.ucnjfcc.org](http://www.ucnjfcc.org)).

This is breakdown of how the UCFCC will spend the funds provided by NB/UC/WNY/WH:

UCFCC

Budget to Take On the UC/NB/WNY/WH Animal Control Duties

	\$/day	\$/week	\$/month	\$/year
Partimers to clean/feed the pets and to respond to calls 16 hours per day, 7 days per week, and rescue pets	160	1,120	4,480	58,240
One driver to transport cats for free with the UCFCC trailer and bring them to/from the monthly PFA pickups	200	200	800	2,400
Pay other cat groups to trap and feed cats at the holding space when volunteers cannot be identified	150	600	2,400	7,200
Shelter rental			1,500	18,000
Vet treatment				70,000
Low cost or free TNRs				10,000
Food, litter, disposables			3,000	36,000
Utilities			1,200	14,400
Hands on Director, Certified Animal Control officer salary				50,000
Contingency				30,000
				296,240

This table compares the current animal control spends of NB/UC/WNY/WH and those of Secaucus, a neighbor town:

Town	Animal Control Spend (\$/yr)	Source	Population (source: Wikipedia)	Animal Control Spend (\$/yr/resident)	Amount It Could Spend Based on Secaucus Spend (\$/yr)
North Bergen	145,000	A1.5	60,773	2.39	1,242,861
Union City	70,000	A1.4	66,455	1.05	1,359,063
West New York	77,400	A1.6	49,708	1.56	1,016,572
Weehawken	18,000	A1.7	12,554	1.43	256,740
Secaucus	332,613	A2.2	16,264	20.45	332,613

It shows that Secaucus has roughly twenty times the annual spend per resident, than UC, WNY, and WH, and roughly ten times the annual spend as NB.

Based on the above data, we conclude that there is a significant room for NB/UC/WNY/WH to increase its animal control budgets to levels comparable to those of Secaucus.

Even for low income residents, or those living in public housing, it is politically, morally, and socially justifiable to spend \$20 per year per resident

to care for homeless and sick animals that cannot speak or care for themselves. More so in WH, which is the wealthiest of the four towns, in which the overwhelming majority of its resident will very likely support paying just \$20 per year per resident to care for homeless and sick animals, less than the cost of a dinner in most of the WH restaurants.

Furthermore, Secaucus spends \$66,000/year in veterinary expenses (Appendix 2.2). The UCFCC proposed budget plans to spend \$70,000/year for UC/NB/WNY/WH. Although a very significant improvement over Mr. Santini, this is not enough. As shown in its 24/7 open records, the UCFCC spent \$4,000 and \$1,700 saving the lives of just two cats. As a result, a level of animal support of just \$20 per year per resident for NB/WNY/WH/UC will save the lives a very significant numbers of homeless and sick animals.

## **7.2 Long Term**

UC, WH, NB, and WNY are some of the most densely populated cities in the US. More population means more pets and more pets means more homeless pets. As a result, similar to Secaucus and to NYC, these four towns need a shelter to be able to provide a temporary warm place, veterinary care, and a chance to find permanent homes for homeless animals.

Appendix 2.5 shows our estimation of a future shelter size based on the combined population of NB/UC/WNY/WH and on the animal intakes of representative cities. The estimated monthly animal intake column varies significantly, depending on the city that is used in the estimate. We chose to use NYC as representative city, as it is the one closer to us. Using NYC as a benchmark, we expect to receive 50 cats and dogs per month in a future shelter. Assuming that the shelter must have a capacity to hold three times the monthly intake, a future shelter for NB/UC/WNY/WH should have at least 150 spaces.

The UCFCC already has the commitment from one of its members to donate \$10,000 toward this shelter. Now it has 501c3 status, its leaders plan to solicit tax free private and public donations from UC, NB, WNY, and WH residents and businesses. We expect to raise \$600,000 to build an state-of-the art brand new shelter to care for the homeless cats of those four towns.

## 8. Authors and Contributors

The authors of this report are all UC, WNY, WH, and NB long time animal loving residents. They are:

### **Erica Huddy**

Erica Huddy has been a resident of Union City for seven years. Before moving to UC, Erica lived in Key West, Florida and worked for Comcast Cable as an Advertising Sales Manager for the Florida Keys. Prior to living in Florida, Erica lived in Ventura, California. She and her husband owned and operated an independent television station.

Erica enjoys retirement now and especially enjoys walking her two chihuahuas and spending time with her daughter, Juliet, who lives two blocks away in Union City. Erica also has a son, John, whose work has taken him to Jerusalem, Israel for 3 years.

### **Gabrielle Jonas**

She is an experienced reporter, currently specializing in science and technology news. She has reported and written breaking news stories about global warming; the latest discoveries in space and on earth; and interviewed the scientists that made them.

At Newsweek, where she is a sometime-contributing editor to the Science & Tech section, she has reported how special interest groups in Texas influence how science textbooks are written; how crowd-sourcing is changing the face of scientific research; and how the average person can now print out his or her own metal gun in 3-D. At [www.iScienceTimes.com](http://www.iScienceTimes.com) (now defunct), she wrote breaking and in-depth science and tech news stories on climate change; the environment; nature; astronomy; physics, and paleontology. Her articles won "Best of IBT Media" awards for Dec. 2013 and for Jan. 2014.

She an elected official: a trustee of the Weehawken Board of Education, and sits on its curriculum committee.

She has a Master's degree in journalism from Columbia University and a Master's degree in English Language & Literature from the University of Chicago. She has lived in Weehawken since 1999.

### **Gerry Nobile**

She was born and raised in Hudson County, and has lived in North Bergen, Weehawken and now West New York. She is a small business owner and Human Resources Executive, who started rescuing cats in Hoboken, NJ when she saw a litter living in the Department of Public Works garage. From there, she met many like-minded people, and has been part of local rescue groups for the last five years.

### **Fernando Portes**

Portes has been a Union City resident since 2001 and has been feeding colonies outside Troy Towers since 2007. In 2012 his family lost a cat of 21 years, and when he tried to do something in memory of this great cat, he found nothing in Union City to support organized and sustainable cat activities. As a result, he approached other cat loving friends and this led to the TNR of the colonies around Troy Towers. We all did not want these efforts to be isolated, one time activities and wanted other cat loving individuals to use what we had obtained (traps, holding space, organization). As a result they led to the formation of the UCFCC to ensure that those successful initial efforts could be replicated to other areas of Union City and adjacent towns.

He is a Principal at Best Project Management ([www.bestpjm.com](http://www.bestpjm.com)), which he founded and own, and an Affiliate Professor of Project Management at Stevens Institute of Technology. He has over twenty years of managerial experience, and very successfully managed a \$240 million project in Summit, NJ, and provided management consulting services to several Fortune 500 organizations, including MTV Networks, Marsh, Regeneron, New York University, Estee Lauder, and Montefiore Medical Center. He published more than ten managerial and technical publications, and is listed in Who is Who in Science and Engineering, in Who is Who in the US, and in Who is Who in the World. He is a member of the Project Management Institute (PMI) and of the Cornell Engineering Alumni Association (CEAA).

Portes has MEng/MPS degrees from Cornell University, an MBA from Catholic University, and BEng/BS degrees from the Autonomous University of Santo Domingo.

## Fernando Portes

---

**From:** Fernando Portes <portes@bestpjm.com>  
**Sent:** Monday, June 09, 2014 11:25 AM  
**To:** 'geoffrey@hacnj.org'  
**Cc:** 'Vivian Rodriguez (mars21son@hotmail.com)'; 'gerry nobile'; 'arturocarrillo601@hotmail.com'; 'Gabrielle Jonas'; 'Erica Huddy'; 'Jolanta Reynolds'; 'Crystal James'  
**Subject:** Follow up from the UCFCC  
**Attachments:** 16th Letter to Mayor Stack.pdf

Dear Mr. Santini,  
Thanks for answering some of our questions. Attached please find follow up clarification questions and a copy of a letter we sent to Mayor Stack. Could you please answer the pending questions?

Thanks and best regards.

Fernando Portes, MBA/MEng/MPS/PMP/CQE  
Principal, **Best Project Management**  
Affiliate Professor, Stevens Institute of Technology  
www.bestpjm.com  
portes@bestpjm.com  
201-723-2457

---

**From:** Fernando Portes [mailto:portes@bestpjm.com]  
**Sent:** Friday, May 02, 2014 3:18 PM  
**To:** 'geoffrey@hacnj.org'  
**Cc:** 'Vivian Rodriguez (mars21son@hotmail.com)'; 'gerry nobile'; 'arturocarrillo601@hotmail.com'; 'Gabrielle Jonas'; 'Erica Huddy'; 'Jolanta Reynolds'; 'Crystal Torres'  
**Subject:** RE: Mayor Stack Request to Answer the UCFCC Questions on UC/North Bergen/West NY/Weehawken AC Practices

Mr. Santini,  
Per my voice message to you earlier during the week, your attorney never returned my 5+ calls to answer the questions we asked you. We have seven months trying to obtain answers to very simple questions from you (see emails below when we first approached you). I might suggest that asking your attorney to answer simple questions is a waste of your money. Nevertheless, we will take the answers from you or from your attorney. Given your lack of responses we will have to assume that you will not answer our questions. As a result, we will get back to Mayor Stack and will ask Mayor Turner to both ask you that you answer our questions.

Fernando Portes, MBA/MEng/MPS/PMP/CQE  
Principal, **Best Project Management**  
Affiliate Professor, Stevens Institute of Technology  
www.bestpjm.com

portes@bestpjm.com  
201-723-2457

---

**From:** Fernando Portes [<mailto:portes@bestpjm.com>]

**Sent:** Monday, April 14, 2014 2:37 PM

**To:** 'geoffrey@hacnj.org'

**Cc:** 'Vivian Rodriguez ([mars21son@hotmail.com](mailto:mars21son@hotmail.com))'; 'gerry nobile'; 'arturocarrillo601@hotmail.com'; 'Gabrielle Jonas'; 'Erica Huddy'; 'Jolanta Reynolds'; 'Crystal Torres'

**Subject:** Mayor Stack Request to Answer the UC FCC Questions on UC/North Bergen/West NY/Weehawken AC Practices

Dear Mr. Santini,

Per our numerous written (all bellow) and oral requests to answer the attached questions, Mayor Stack told us last week that he was going to request that you answer them. We hope he already did. If he did not, pls check with him and confirm that Mayor Stack wants you to please answer our attached questions.

Furthermore, we have representatives from the four cities (NB, WNY, and WH too) you provide AC services. We seek answers for the four cities to be able to do this just one. In addition, your AC practices would be the same for the four towns, as you are the only AC contractor.

We reiterate to you what I communicated to you many times (see emails bellow), on what we will do with the facts that we will establish with your answers:

1. Establish facts on the animal control current practices of UC, NB, WNY, and WH. By facts, we mean facts. We have absolutely zero interest in hearsay, gossip, useless activities, or the like.

2. Compare the facts established in 1 with best practices are currently researching.

3. Work with you and with officials of those four towns toward making the animal control practices match and exceed the best practices established in 2. By work with you, we mean, that we have absolutely zero interest in accusing anyone. Instead, we are only interested in the well-being of the homeless animals of our towns, regardless who the animal contractor is.

1, 2, 3 is a universal methodology used by all consulting firms (McKinsey, KPMG, Ernst & Young, Accenture, etc.). We are donating our time, efforts, and resources to those four cities to prepare a report similar to what any consulting firm would do. We will use that report as a fact based document to persuade the elected officials of the four towns on how we can improve the AC practices. As residents of those four cities, we are entitled to review current practices and to offer our opinions on how they can be improved.

When can we teleconference to go over the answers to the attached questions?

Thanks.

Fernando Portes, MBA/MEng/MPS/PMP/CQE

Principal, **Best Project Management**  
Affiliate Professor, Stevens Institute of Technology  
www.bestpjm.com  
portes@bestpjm.com  
201-723-2457

---

**From:** Fernando Portes [<mailto:portes@bestpjm.com>]  
**Sent:** Monday, December 02, 2013 12:24 AM  
**To:** 'lisa@hacnj.org'; 'geoffrey@hacnj.org'  
**Cc:** 'Vivian Rodriguez ([mars21son@hotmail.com](mailto:mars21son@hotmail.com))'; Julian Ospina; 'carolina012212@live.com'; 'gerry nobile'; 'arturocarrillo601@hotmail.com'; 'Gabrielle Jonas'; 'Heather Green'; 'Erica Huddy'  
**Subject:** RE: Questions on UC/North Bergen/West NY/Weehawken AC Practices

Jeff,

I will call you tomorrow and if you do not provide the NJ State contact info where we can get the data we requested, we will contact the Mayors of the four towns and we will file Freedom of Information requests to get it.

We are fully committed to doing what we said we will do with this data and we will do whatever it takes to get it.

Thanks.

Fernando Portes, MBA/MEng/MPS/PMP/CQE  
Principal, **Best Project Management**  
Affiliate Professor, Stevens Institute of Technology  
www.bestpjm.com  
portes@bestpjm.com  
201-723-2457

---

**From:** Fernando Portes [<mailto:portes@bestpjm.com>]  
**Sent:** Tuesday, November 26, 2013 2:25 PM  
**To:** 'lisa@hacnj.org'; 'geoffrey@hacnj.org'  
**Cc:** 'Vivian Rodriguez ([mars21son@hotmail.com](mailto:mars21son@hotmail.com))'; Julian Ospina; 'carolina012212@live.com'; 'gerry nobile'; 'arturocarrillo601@hotmail.com'; 'Gabrielle Jonas'; 'Heather Green'; 'Erica Huddy'  
**Subject:** Questions on UC/North Bergen/West NY/Weehawken AC Practices  
**Importance:** High

Hi Jeff,

Per our conversations last week and yesterday, you were going to email me or text me the name of the NJ State Official you gave your annual reports so that we request a copy. Pls provide this information by tomorrow.

We are your clients and customers. The Mayors of UC/North Bergen/West NY/Weehawken give you our tax money to provide your services. As a result, pls do not make your customers and clients wait for long to provide a very simple information.

Thanks.

Fernando Portes, MBA/MEng/MPS/PMP/CQE

Principal, **Best Project Management**  
Affiliate Professor, Stevens Institute of Technology  
www.bestpjm.com  
portes@bestpjm.com  
201-723-2457

---

**From:** Fernando Portes [<mailto:portes@bestpjm.com>]  
**Sent:** Monday, November 18, 2013 4:49 PM  
**To:** 'lisa@hacnj.org'; 'geoffrey@hacnj.org'  
**Cc:** 'Vivian Rodriguez ([mars21son@hotmail.com](mailto:mars21son@hotmail.com))'; Julian Ospina; 'carolina012212@live.com'; 'gerry nobile'; 'arturocarrillo601@hotmail.com'; 'Gabrielle Jonas'; 'Heather Green'; 'Erica Huddy'  
**Subject:** Reasons for Questions on UC/North Bergen/West NY/Weehawken AC Practices

Hi Jeff,

Also, per our conversation, as I had stated in my below emails, here are the **only** reasons we seek this data:

1. Establish facts on the animal control current practices. By facts, we mean facts. We have absolutely zero interest in hearsay, gossip, or useless activities.
2. Compare the facts established in 1 with best practices are currently researching.
3. Work with you and with officials of those four towns toward making the animal control practices match and exceed the best practices establish in 2. By work with you, we mean, that we have absolutely zero interest in accusing anyone. Instead, we are only interested in the well-being of the animals of our towns, regardless who the animal control contractor is.

You can hold me accountable for keeping the above written promise.

Regards.

Fernando Portes, MBA/MEng/MPS/PMP/CQE  
Principal, **Best Project Management**  
Affiliate Professor, Stevens Institute of Technology  
www.bestpjm.com  
portes@bestpjm.com  
201-723-2457

---

**From:** Fernando Portes [<mailto:portes@bestpjm.com>]  
**Sent:** Monday, November 18, 2013 4:37 PM  
**To:** 'lisa@hacnj.org'; 'geoffrey@hacnj.org'  
**Cc:** 'Vivian Rodriguez ([mars21son@hotmail.com](mailto:mars21son@hotmail.com))'; Julian Ospina; 'carolina012212@live.com'; 'gerry nobile'; 'arturocarrillo601@hotmail.com'; 'Gabrielle Jonas'; 'Heather Green'; 'Erica Huddy'  
**Subject:** RE: Questions on UC/North Bergen/West NY/Weehawken AC Practices

Hi Jeff,

Per our conversation this afternoon, pls email me or text me (201-723-2457) the address of the person in the NJ State Government which has the report you submit every year, which would contain the information we seek.

We would have preferred that you provide us copies of those documents (we can make the copies) to save time, but we will settle by requesting them to the NJ State Government.

We are only interested in information from UC/North Bergen/West NY/Weehawken.

Regards.

Fernando Portes, MBA/MEng/MPS/PMP/CQE  
Principal, **Best Project Management**  
Affiliate Professor, Stevens Institute of Technology  
www.bestpjm.com  
portes@bestpjm.com  
201-723-2457

---

**From:** Fernando Portes [<mailto:portes@bestpjm.com>]

**Sent:** Sunday, October 27, 2013 12:01 PM

**To:** 'lisa@hacnj.org'; 'geoffrey@hacnj.org'

**Cc:** 'Vivian Rodriguez ([mars21son@hotmail.com](mailto:mars21son@hotmail.com))'; Julian Ospina; 'carolina012212@live.com'; 'gerry nobile'; 'arturocarrillo601@hotmail.com'; 'Gabrielle Jonas'; 'Heather Green'; 'Erica Huddy'

**Subject:** Questions on UC/North Bergen/West NY/Weehawken AC Practices

Dear Mr. Santini,

As you are the supervisor of Ms. Menendez, could you pls advise if you would answer the attached questions?

As reminder/clarification:

- You might recall that when we met Mayor Stack on 3/4/13 at the Musto Center, I told you and Lisa that we had questions we needed to asked you. We could not at that time because we were too busy with the TNRs.

- Five (Julian Ospina, Carolina Henao, Vivian Rodriguez, Ana Mas, and me) of the individuals requesting the facts are the members of Mayor Stack's Advisory Commission on Feral Cats, which offers us the ability to request these facts to be able to "*advise*" as it is expected of any "*advisory*" commission. We see establishing the facts and writing a world class policy report as one our most important contribution to this Commission.

If we go to the City Halls of the four towns and request the enclosed answers using freedom of information and/or contacting the Mayors and the Health Commissioners, it would look like we cannot work harmoniously with you, which we would like to avoid, as we do seek to work harmoniously with all the parties involved.

When can you provide the answers to the enclosed questions?

Best regards.

Fernando Portes, MBA/MEng/MPS/PMP/CQE  
Principal, **Best Project Management**  
Affiliate Professor, Stevens Institute of Technology  
www.bestpjm.com  
portes@bestpjm.com  
201-723-2457

---

**From:** Fernando Portes [<mailto:portes@bestpjm.com>]  
**Sent:** Thursday, October 24, 2013 7:11 PM  
**To:** 'lisa@hacnj.org'; 'geoffrey@hacnj.org'  
**Cc:** 'Vivian Rodriguez ([mars21son@hotmail.com](mailto:mars21son@hotmail.com))'; Julian Ospina; 'carolina012212@live.com'; 'gerry nobile'; 'arturocarrillo601@hotmail.com'; 'Gabrielle Jonas'; 'Heather Green'; 'Erica Huddy'  
**Subject:** Questions on UC/North Bergen/West NY/Weehawken AC Practices

Hi Lisa,

Thanks for your time in the teleconference. Per our conversation, please answer the attached questions and send us back the file. If you do not answer them, we will request that the four town ask you to provide it to us. May I suggest that maybe it is faster for everybody if you could please answer them?

On your question on why do we want such information, as cat loving residents of those four towns, I repeat that the only reasons we want them are to:

1. Establish facts on the animal control current practices. By facts, we mean facts. We have absolutely zero interest in hearsay, gossip, or useless activities.
2. Compare the facts established in 1 with best practices are currently researching.
3. Work with you and with officials of those four towns toward making the animal control practices match and exceed the best practices establish in 2. By work with you, we mean, that we have absolutely zero interest in accusing anyone. Instead, we are only interested in the well-being of the animals of our towns, regardless who the animal control contractor is.

Best regards.

Fernando Portes, MBA/MEng/MPS/PMP/CQE  
Principal, **Best Project Management**  
Affiliate Professor, Stevens Institute of Technology  
www.bestpjm.com  
portes@bestpjm.com  
201-723-2457

---

**From:** Fernando Portes [<mailto:portes@bestpjm.com>]  
**Sent:** Sunday, October 20, 2013 4:51 PM

**To:** 'lisa@hacnj.org'; 'geoffrey@hacnj.org'

**Cc:** 'Vivian Rodriguez ([mars21son@hotmail.com](mailto:mars21son@hotmail.com))'; Julian Ospina; 'carolina012212@live.com'; 'gerry nobile'; 'arturocarrillo601@hotmail.com'; 'Gabrielle Jonas'

**Subject:** Teleconference

Hi Geoffrey, Lisa,

The folks copied are cat loving residents from Union City, Weehawken, North Bergen, and West NY; towns from where we understand you are the current animal control contractor. We would like to have a teleconference with you to:

1. Establish facts on the animal control current practices. By facts, we mean facts. We have absolutely zero interest in hearsay, gossip, or useless activities.
2. Compare the facts established in 1 with best practices are currently researching.
3. Work with you and with officials of those four towns toward making the animal control practices match and exceed the best practices establish in 2. By work with you, we mean, that we have absolutely zero interest in accusing anyone. Instead, we are only interested in the well-being of the animals of our towns, regardless who animal contractor is.

We prefer a teleconference to minimize the amount of time from you and from us. What days/times are good for you?

Best regards.

Fernando Portes, MBA/MEng/MPS/PMP/CQE  
Principal, **Best Project Management**  
Affiliate Professor, Stevens Institute of Technology  
[www.bestpjm.com](http://www.bestpjm.com)  
[portes@bestpjm.com](mailto:portes@bestpjm.com)  
201-723-2457



[www.ucnjfcc.org](http://www.ucnjfcc.org)

**Questions to Ask to the Union City Animal Control Contractor**

1. What is the capacity of the shelter(s) where you will bring the dogs and cats to, and where are they located?
2. How often will you allow members of the UCFCC to inspect the shelters where you will bring the dogs and cats you pick up?
3. How many dogs and cats did you place in sanctuaries in 2013? Describe your relations with sanctuaries.
4. How many volunteers do you use to help in your activities and what method do you use to them?
5. Do you apply for grants to add to the funds received from Union City, Weehawken, North Bergen, and West New York? If yes, specify.
6. What method are you willing to use to inform the UCFCC before you trap cats, so that they have the opportunity to rescue them and possibly find them homes?
7. Specify your ability to provide adoption services to some of the friendly cats captured by the UCFCC members in their TNR activities, and to the cats you capture.
8. Inform on the method (if a database, please provide a copy) you use to track the animals you pick.
11. How long do you keep the animals in the animal control van?
12. How many animals from Union City, West NY, Weehawken, and North Bergen did you place for adoption in 2013 and how many did you euthanize?
13. What are your measures to reduce and ultimately eliminate the euthianization of Union City, West NY, Weehawken, and North Bergen pets and when will you achieve it?



*and*

### **Union City Mayor's Advisory Commission on Feral Cats**

### **Facts on Union City, West NY, Weehawken, and North Bergen Animal Control Practices**

1. What is the capacity of the shelter(s) where you will bring the dogs and cats to, and where are they located?

6/27 Mr. Santini response:

1. The animals picked up are brought to a shelter in Cliffside Park, which can hold 45 cats and 40 dogs and a shelter in Lodi which can hold 18 dogs and 28 cats.

Further questions. Please provide the addresses and names of the Cliffside Park and Lodi shelters.

7/1/14 meeting at the Musto Center between Mr. Santini, Mr. Alex Velazquez, Mr. Vicent Rivelli, and Fernando Portes. Mr. Santini provided the names of shelters he contracted at Lodi and Cliffside Park. He informed that UCFCC members cannot inspect those shelters (only UC Health Officials can), that his is a "for profit" corporation, and that he is in this to make a profit.

2. How often will you allow members of the UCFCC to inspect the shelters where you will bring the dogs and cats you pick up?

6/27 Mr. Santini response:

2. Members of the general public are not allowed to "inspect" the facility since they are not sanctioned or qualified by any governmental agencies. However, members of the public can come to the facility to adopt animals.

Further questions. Please reconsider and allow just a few UCFCC members to see the facilities where you bring UC animals. Such visit will increase your standing and confidence before UC officials and UC residents. Furthermore, as promised many times, we will keep all facts in this inquiry confidential until we can present Mayor Stack a report with those facts and our recommendations on how to improve the UC animal control practices. Such confidentiality was promised to Mr. Santini many times and to Mayor Stack several times.

7/1/14 meeting at the Musto Center between Mr. Santini, Mr. Alex Velazquez, Mr. Vicent Rivelli, and Fernando Portes. See answer to question # 2.

3. How many dogs and cats did you place in sanctuaries in 2013? Describe your relations with sanctuaries.

6/27 Mr. Santini response:

3. Approximately 28 dogs and 47 cats were placed in shelters.

Further questions. We asked how many were placed in sanctuaries, not in shelters. By sanctuaries we mean organizations that keep the cats until they die. By shelters we mean organizations that euthanize cats. Please answer the question and if placed in sanctuaries, please provide the names and records of those placements.

7/1/14 meeting at the Musto Center between Mr. Santini, Mr. Alex Velazquez, Mr. Vicent Rivelli, and Fernando Portes. Mr. Santini indicated that in 2013 14 cats had been euthanized in Union City and 33 had been placed in home. He did not provide the information for 2014 for Union City, nor the information for 2013 or 2014 for West New York, North Bergen, and Weehawken.

4. How many volunteers do you use to help in your activities and what method do you use to them?

6/27 Mr. Santini response:

4. None.

5. Do you apply for grants to add to the funds received from Union City, Weehawken, North Bergen, and West New York? If yes, specify.

6/27 Mr. Santini response:

5. No.

6. What method are you willing to use to inform the UCFCC before you trap cats, so that they have the opportunity to rescue them and possibly find them homes?

6/27 Mr. Santini response:

6. No method. It is my authorized duty to place animals in shelters

7. Specify your ability to provide adoption services to some of the friendly cats captured by the UCFCC members in their TNR activities, and to the cats you capture.

6/27 Mr. Santini response:

7. To the extent that I understand the question, I have been a certified animal control officer for 22 years, and also utilize a network of animal rescue and animal fostering people in the tri-state area that help with adoptions. All cats that are trapped are brought to the shelter, and if unclaimed after 7 days, they are put up for adoption. The cats are evaluated by a veterinarian and given all necessary shots.

8. Inform on the method (if a database, please provide a copy) you use to track the animals you pick.

6/27 Mr. Santini response.

8. I do not understand the question.

Further questions. Please explain how you keep track of the homeless animals you pick including, where you pick them, when you pick them, where you brought them, how long were they at shelters, their disposition (adoption, euthanasia, return to the place where they were picked, placed in sanctuaries). Do you use an spreadsheet? Do you use a database? Do you use a list? Please provide a copy of the tool you use.

7/1/14 meeting at the Musto Center between Mr. Santini, Mr. Alex Velazquez, Mr. Vicent Rivelli, and Fernando Portes. Mr. Santini indicated that he does not use any database or spreadsheet.

11. How long do you keep the animals in the animal control van?

6/27 Mr. Santini response.

11. Animals are kept in the van for the period necessary between pickup and travel to the shelter which is generally no longer than 15 to 30 minutes. The vehicle is climate controlled.

Further questions. Q11: Is the Animal Control Van easily identified, e.g. is it clearly marked? What is the make and model?"

7/1/14 meeting at the Musto Center between Mr. Santini, Mr. Alex Velazquez, Mr. Vicent Rivelli, and Fernando Portes. Mr. Santini indicated that the van is clearly indetified.

12. How many animals from Union City, West NY, Weehawken, and North Bergen did you place for adoption in 2013 and how many did you euthanize?

6/27 Mr. Santini response.

12. I am still gathering the information.

Further questions. Please advise when we shall expect it and please plan on providing this information on a monthly basis for the four towns. For example, NYC publishes this information online at <http://www.animalallianceny.org/about/progress2012.htm>. This comes from the widely accepted best practice that one can only improve things that one can measure. In the 21<sup>st</sup> century, there are measurement for most public services: teacher and schools and constantly measured with dozens of metrics, Public Works is measured by the speed of snow removal, receptionists are measured by the number of rings before the answer the phone, City Hall is measured by the number of days it takes to obtain permits, etc.

7/1/14 meeting at the Musto Center between Mr. Santini, Mr. Alex Velazquez, Mr. Vicent Rivelli, and Fernando Portes. Mr. Santini indicated to see answer to question # 3.

13. What are your measures to reduce and ultimately eliminate the euthianization of Union City, West NY, Weehawken, and North Bergen pets and when will you achieve it?

6/27 Mr. Santini response.

13. Educating the public on the importance of spaying and neutering their animals, along with emphasizing the importance of pet ownership, including disease control. The rest of question is impossible to answer.

Further questions. Please provide examples (dates, flyers, documents, activities) of activities where you educated the public.

7/1/14 meeting at the Musto Center between Mr. Santini, Mr. Alex Velazquez, Mr. Vicent Rivelli, and Fernando Portes. Mr. Santini indicated that he participated and/or supported some free vaccination activities led by the Union City Health Department.

14. New question. Do you TNR cats in Union City, North Bergen, West NY, and Weehawken? If yes, please provide the numbers since you took charge per month per city.


7/1/14 meeting at the Musto Center between Mr. Santini, Mr. Alex Velazquez, Mr. Vicent Rivelli, and Fernando Portes. Mr. Santini indicated that he does not TNR any cat in Union City, West NY, North Bergen, or Weehawken.

May 27, 2014

Dear Mayor Stack:

Here are my responses to the questionnaire submitted by the Union City Fero Cat Committee.

1. The animals picked up are brought to a shelter in Cliffside Park, which can hold 45 cats and 40 dogs and a shelter in Lodi which can hold 18 dogs and 28 cats.
2. Members of the general public are not allowed to "inspect" the facility since they are not sanctioned or qualified by any governmental agencies. However, members of the public can come to the facility to adopt animals.
3. Approximately 28 dogs and 47 cats were placed in shelters.
4. None.
5. No.
6. No method. It is my authorized duty to place animals in shelters
7. To the extent that I understand the question, I have been a certified animal control officer for 22 years, and also utilize a network of animal rescue and animal fostering people in the tri-state area that help with adoptions. All cats that are trapped are brought to the shelter, and if unclaimed after 7 days, they are put up for adoption. The cats are evaluated by a veterinarian and given all necessary shots.
8. I do not understand the question.
9. There is no question 9.
10. There is no question 10.
11. Animals are kept in the van for the period necessary between pickup and travel to the shelter which is generally no longer than 15 to 30 minutes. The vehicle is climate controlled.
12. I am still gathering the information.
13. Educating the public on the importance of spaying and neutering their animals, along with emphasizing the importance of pet ownership, including disease control. The rest of question is impossible to answer.

  
Geoffrey Santini,  
Hudson County Animal Enforcement

CITY OF UNION CITY  
COUNTY OF HUDSON  
STATE OF NEW JERSEY

**RESOLUTION AUTHORIZING THE AWARD OF A CONTRACT**

**WHEREAS**, the City of Union City ("City") requires Animal Control Officer and Animal Shelter Services; and,

**WHEREAS**, pursuant to the New Jersey Local Unit "Pay-to-Play" Law, ("Law"), N.J.S.A. 19:44A-20.4 et seq., the City has sought qualified applicants to provide these services through the use of a "fair and open process," as defined at N.J.S.A. 19:44A-20.7; and,

**WHEREAS**, as required by the Law, the City provided sufficient notice of its Request for Qualifications (RFQ); publicly solicited RFQs; publicly opened all proposals; and is publicly awarding the Contract via this Resolution; and,

**WHEREAS**, in response to the RFQ, Hudson County Animal Enforcement, Inc. has submitted the sole proposal to provide Animal Control Officer and Animal Shelter Services to the City of Union City for the period commencing May 1, 2012 through April 30, 2013 in an amount not to exceed \$70,000.00 for the twelve month period; and,

**WHEREAS**, the proposal submitted by Hudson County Animal Enforcement, Inc. meets the selection criteria articulated in the RFQ; and,

**WHEREAS**, the Board of Commissioners deems it in the best interests of the City to award a Contract to Hudson County Animal Enforcement, Inc. to provide Animal Control Officer and Animal Shelter Services to the City of Union City for the period May 1, 2012 through April 30, 2013 in accordance with the RFQ; and,

**WHEREAS**, the availability of funds shall be certified by the Chief Financial Officer or certifying finance officer shall make an appropriate entry into the local unit's encumbrance system pursuant to N.J.A.C. 5:30-5.1 and 5.2 prior to the issuance of a contract; and,

**WHEREAS**, in the event there are any inconsistencies between the submitted proposal and the RFQ, the RFQ shall prevail, and

**WHEREAS**, this award of contract is made subject to the approval of the State of New Jersey, Division of Local Government Services, if necessary

**NOW, THEREFORE, BE IT RESOLVED** by the Board of Commissioners of the City of Union City, that a Professional Services Contract is hereby awarded to Hudson County Animal Enforcement, Inc. to provide Animal Control Officer and Animal Shelter Services to the City of Union for the period May 1, 2012 through April 30, 2013 in accordance with the RFQ.

**BE IT FURTHER RESOLVED** that the Mayor and City Clerk shall be authorized to execute a Contract with Hudson County Animal Enforcement, Inc.

I, WILLIAM SENANDE, City Clerk of the City of Union City, in the County of Hudson, New Jersey, DO HEREBY CERTIFY that the foregoing is a true and correct copy of a Resolution adopted by the Board of Commissioners of the City of Union City, New Jersey at a meeting held on May 15, 2012. IN WITNESS THEREOF, I, the said City Clerk have hereunto set my hand and affixed the corporate seal of the City, on this May 15, 2012.

  
WILLIAM SENANDE

**CONTRACT FOR ANIMAL CONTROL  
OFFICER/SHELTER SERVICES**

**AGREEMENT** made this \_\_\_\_\_ day of \_\_\_\_\_ 2012, by and between **THE CITY OF UNION CITY**, a Municipal Corporation of the State of New Jersey ("Municipality"), having an office at 3715 Palisade Avenue, Union City, New Jersey 07087 and **HUDSON COUNTY ANIMAL ENFORCEMENT, INC.** ("Contractor"), having an address at 2035 Kennedy Boulevard, North Bergen, NJ 07047.

W I T N E S S E T H

**WHEREAS**, the City requires the services of an animal control officer/animal shelter for the City of Union City; and

**WHEREAS**, the City requested proposals for same under a fair and open process pursuant to N.J.S.A. 19:44A-1 and determined that the proposal from the contractor best served all of the requirements of the City for this contract; and

**WHEREAS**, the Board of Commissioners has adopted a Resolution to award the Contract to contractor and to authorize the Mayor and City Clerk to execute this Agreement on behalf of the City of Union City; and

**NOW, THEREFORE, THIS AGREEMENT WITNESSETH**, that for an in consideration of the promises and agreements hereinafter contained and the payments hereinafter provided to be made, the parties agree as follows:

1. That the Contractor, Hudson County Animal Enforcement, Inc. will furnish and deliver all materials to do and perform all of the work and labor required for the animal control officer services and animal shelter services in accordance with the proposal.

2. That if the Contractor shall omit, fail, neglect, or refuse to commence, perform said work as aforesaid, or in case further time be granted for the commencement and completion of said work, or if the Contractor shall cease operations under this Contract at any time, the Governing Body of the Municipality or their agent, shall have the full privilege, authority and power, if the Governing Body shall so elect, to cause the said work to be done and completed without interference, opposition, or hindrance of or by the Contractor; provided, the Governing Body shall give to the Contractor or its sureties notice in an envelope with postage paid, addressed to the Contractor and/or its sureties, respectively, at their last known address, and the mailing of said notices as aforesaid, all the rights and privileges of the Contractor, under and by this Contract, shall cease and be void, and the Contractor shall receive no further pay or remuneration thereunder, and the Contractor and/or its sureties shall be liable for all sums of money which the Municipality shall or may pay or expend for fully completing and maintaining said work, over and above the amount which the Contractor would have been entitled to receive, had the Contractor completed and maintained the work under the Contract according to its terms and conditions, and all loss or damage that may result to the Municipality by reason of the omission, failure, or refusal of said Contractor to commence, perform or maintain said work as aforesaid.

3. That Contractor agrees to carry adequate policy or policies of insurance to indemnify him and the Municipality from any liability imposed by law as a result of error, or omission of the Contractor, his agents, servants, or employees from the time of commencement of the work hereunder. Such policy or policies of insurance shall be procured by the properly authorized agent, servant, or employee of the Municipality.

2. That if the Contractor shall omit, fail, neglect, or refuse to commence, prosecute, said work as aforesaid, or in case further time be granted for the commencement and completion of said work, or if the Contractor shall cease operations under this Contract at any time, the Governing Body of the Municipality or their agent, shall have the full privilege, authority, and power, if the Governing Body shall so elect, to cause the said work to be done and completed without interference, opposition, or hindrance of or by the Contractor; provided, the Governing Body shall give to the Contractor or its sureties notice in an envelope with postage prepaid, addressed to the Contractor and/or its sureties, respectively, at their last known addresses. Upon the mailing of said notices as aforesaid, all the rights and privileges of the Contractor, under, in, and by this Contract, shall cease and be void, and the Contractor shall receive no further benefit, pay or remuneration thereunder, and the Contractor and/or its sureties shall be liable for any and all sums of money which the Municipality shall or may pay or expend for fully completing and maintaining said work, over and above the amount which the Contractor would have been entitled to receive, had the Contractor completed and maintained the work under the Contract according to its terms and conditions, and all loss or damage that may result to the Municipality by reason of the omission, failure, or refusal of said Contractor to commence, prosecute, and maintain said work as aforesaid.

3. That Contractor agrees to carry adequate policy or policies of insurance, as will indemnify him and the Municipality from any liability imposed by law as a result of any act, error, or omission of the Contractor, his agents, servants, or employees from the time of the commencement of the work hereunder. Such policy or policies of insurance shall be provided to the properly authorized agent, servant, or employee of the Municipality.

4. City shall pay contractor \$5,833.33 per month for these services for a total of Seventy Thousand (\$70,000.00). 00 for the year. This contract shall commence on June 1, 2012 and continue until May 31, 2013.

5. That the Contractor will furnish sufficient and adequate equipment and personnel to satisfactorily maintain its schedule of operations. If, at any time, in the opinion of the Municipality, satisfactory operations are not being maintained, such changes shall be made in the schedule of operations and, corresponding in the plant and force, as the Municipality may approve or direct; but, such action by the Municipality, or the failure to act, shall not relieve the Contractor of any responsibility under this Agreement.

6. That the Contractor shall pay all Federal, State and Local taxes, of whatever character and description, except as otherwise provided for, incident to performance of this Agreement.

7. That the Contractor, at all times, shall observe and comply with all Federal and State laws, local bylaws, ordinances, and regulations that in any manner affect the conduct of the work, and shall indemnify and hold harmless to the City and all its Officers or Agents against claim or liability arising from or based on, the violation of such.

8. That the Contractor assumes full responsibility for materials and equipment employed in the accomplishment of the Agreement, and agrees to make no claims against the Municipality for damage to such materials and equipment from any cause whatsoever.

9. That the Contractor agrees that the consideration set forth in this Agreement shall remain in full force and effect for the entire term of the agreement, regardless of any and all increases in costs to the Contractor for labor, materials, and equipment, as well as any taxes that may now be, or may be in the future, assessed against the Contractor in connection with

Contractor's responsibility under this Agreement, and regardless of whether such increased costs occur as a result of any rule, regulation, statute, or requirement of any governmental agency or otherwise.

10. That the Contractor agrees to comply with the Affirmative Action Requirements set forth in Exhibit "A" attached to this Contract and incorporated herein, and shall supply the Municipality with the appropriate evidence of affirmative action compliance.

11. That the Contractor shall keep the work under its control and shall not assign, transfer, sublet, or otherwise dispose of this Agreement, or any right or responsibility hereunder, without previous consent in writing by the Municipality. The Contractor shall not assign, in any way, the monies due or to become due under this Agreement, unless by and with the like consent of the Municipality. Consent by the Municipality of an assignment of this Agreement shall not, in any way, release the Contractor from the covenants, conditions, and terms of this Agreement and the duties imposed hereunder.

12. The Contractor shall indemnify and hold harmless the Municipality and all representatives thereof from and against any and all claims, damages, losses and expenses to the extent caused by the Contractor's negligent acts, errors, intentional acts or omissions in the performance of his professional services under this agreement.

13. That the Contractor shall be found in default of this Contract if there is a violation of or failure to comply with any provision of the proposal.

14. That the Contractor shall perform the work in a professional manner.

15. Either party may cancel this contract upon thirty (30) days notice to the other party.

IN WITNESS WHEREOF, the parties hereto have caused this agreement to be executed the day and year first above written.

WITNESS:

William Senande  
William Senande, Municipal clerk

CITY OF UNION CITY

By:

Brian P. Stack  
Brian P. Stack, Mayor

WITNESS:

HUDSON COUNTY ANIMAL  
ENFORCEMENT, INC.

By:

Geoffrey M. Santini  
Geoffrey M. Santini, Owner

BY: \_\_\_\_\_

(REVISED 10/08)

**EXHIBIT A**

**MANDATORY EQUAL EMPLOYMENT OPPORTUNITY LANGUAGE**

**N.J.S.A. 10:5-31 et seq. (P.L. 1975, C. 127)**

**N.J.A.C. 17:27**

**GOODS, PROFESSIONAL SERVICE AND GENERAL SERVICE CONTRACTS**

During the performance of this contract, the contractor agrees as follows:

The contractor or subcontractor, where applicable, will not discriminate against any employee or applicant for employment because of age, race, creed, color, national origin, ancestry, marital status, affectional or sexual orientation, gender identity or expression, disability, nationality or sex. Except with respect to affectional or sexual orientation and gender identity or expression, the contractor will ensure that equal employment opportunity is afforded to such applicants in recruitment and employment, and that employees are treated during employment, without regard to their age, race, creed, color, national origin, ancestry, marital status, affectional or sexual orientation, gender identity or expression, disability, nationality or sex. Such equal employment opportunity shall include, but not be limited to the following: employment, upgrading, demotion, or transfer; recruitment or recruitment advertising; layoff or termination; rates of pay or other forms of compensation; and selection for training, including apprenticeship. The contractor agrees to post in conspicuous places, available to employees and applicants for employment, notices to be provided by the Public Agency Compliance Officer setting forth provisions of this nondiscrimination clause.

The contractor or subcontractor, where applicable will, in all solicitations or advertisements for employees placed by or on behalf of the contractor, state that all qualified applicants will receive consideration for employment without regard to age, race, creed, color, national origin, ancestry, marital status, affectional or sexual orientation, gender identity or expression, disability, nationality or sex.

The contractor or subcontractor, where applicable, will send to each labor union or representative or workers with which it has a collective bargaining agreement or other contract or understanding, a notice, to be provided by the agency contracting officer advising the labor union or workers' representative of the contractor's commitments under this act and shall post copies of the notice in conspicuous places available to employees and applicants for employment.

The contractor or subcontractor, where applicable, agrees to comply with any regulations promulgated by the Treasurer pursuant to N.J.S.A. 10:5-31 et seq., as amended and supplemented from time to time and the Americans with Disabilities Act.

The contractor or subcontractor agrees to make good faith efforts to afford equal employment opportunities to minority and women workers consistent with Good faith efforts to meet targeted county employment goals established in accordance with N.J.A.C. 17:27-5.2, or Good faith efforts to meet targeted county employment goals determined by the Division, pursuant to N.J.A.C. 17:27-5.2.

The contractor or subcontractor agrees to inform in writing its appropriate recruitment agencies including, but not limited to, employment agencies, placement bureaus, colleges, universities, labor unions, that it does not discriminate on the basis of age, creed, color, national origin, ancestry, marital status, affectional or sexual orientation, gender identity or expression, disability, nationality or sex, and that it will discontinue the use of any recruitment agency which engages in direct or indirect discriminatory practices.

The contractor or subcontractor agrees to revise any of its testing procedures, if necessary, to assure that all personnel testing conforms with the principles of job-related testing, as established by the statutes and court decisions of the State of New Jersey and as established by applicable Federal law and applicable Federal court decisions.

In conforming with the targeted employment goals, the contractor or subcontractor agrees to review all procedures relating to transfer, upgrading, downgrading and layoff to ensure that all such actions are taken without regard to age, creed, color, national origin, ancestry, marital status, affectional or sexual orientation, gender identity or expression, disability, nationality or sex, consistent with the statutes and court decisions of the State of New Jersey, and applicable Federal law and applicable Federal court decisions.

The contractor shall submit to the public agency, after notification of award but prior to execution of a goods and services contract, one of the following three documents:

Letter of Federal Affirmative Action Plan Approval

Certificate of Employee Information Report

Employee Information Report Form AA302

The contractor and its subcontractors shall furnish such reports or other documents to the Division of Public Contracts Equal Employment Opportunity Compliance as may

2014

**RESOLUTION**

**WHEREAS**, there is a need for Animal Control Services and an Animal Cruelty Investigator; and

**WHEREAS**, a Request for Proposals was duly advertised for same; and

**WHEREAS**, New Jersey Animal Control and Rescue, LLC is a corporation of the State of New Jersey with great experience and expertise in animal control and animal cruelty investigation; and

**WHEREAS**, animal control and animal cruelty investigative services constitute professional services and extraordinary, unspecifiable services for which a contract may be awarded without public bidding; and

**WHEREAS**, New Jersey Animal Control and Rescue, LLC has offered to perform said services in a proposed professional services agreement, a copy of which is on file in the Municipal Clerk's Office.

**NOW, THEREFORE, BE IT RESOLVED BY THE BOARD OF COMMISSIONERS OF THE TOWNSHIP OF NORTH BERGEN** that said Agreement be and hereby is accepted on behalf of the Township.

**BE IT FURTHER RESOLVED** that the Township Administrator, Christopher Pianese, be and hereby is authorized and directed to execute same on behalf of the Township.

**BE IT FURTHER RESOLVED** that said contract shall be for a period of one year commencing January 1, 2014, and ending December 31, 2014, subject to the terms and conditions of said Agreement, with a total service fee of \$145,000.00

**BE IT FURTHER RESOLVED** that this contract is awarded pursuant to a Fair and Open Process in accordance with N.J.S.A. 19:44A-20.5.

**BE IT FURTHER RESOLVED** that a notice of this contract shall be published in a local newspaper in accordance with law.

**BE IT FURTHER RESOLVED** that a certified copy of this resolution shall be forwarded to:

1. New Jersey Animal Control and Rescue, LLC  
2035 Kennedy Boulevard  
North Bergen, New Jersey 07047  
Att: Mr. Geoffrey Santini

Date: December 23, 2013

**CERTIFICATION OF FUNDS**

Acct # ANIMAL CONTROL

Contracted Amt \$ 145,000.00

Unit Price Estimate                     

Date 12-18-13

By Robert J Pittfield

Chief Financial Officer

	YES	NO	NOT VOTING
Cabrera	✓		
Ferraro	✓		
Gargiulo	✓		
Pascual	✓		
Sacco	✓		
(President)			

I HEREBY CERTIFY the foregoing to be a True and Correct copy of Resolution passed and adopted by the Board of Commissioners of the Township of North Bergen in the County of Hudson, in the State of New Jersey, at a meeting held on the above date.

Cristina Villar Township Clerk

**Animal Control 2014 Contract**

Between the

**Township of North Bergen**

And

**New Jersey Animal Control & Rescue, L.L.C.**

2035 Kennedy Boulevard, Suite 203, North Bergen, NJ 07047

T.201-865-9999 F. 201-215-9572

2014

**AGREEMENT**

**THIS AGREEMENT** made this 1<sup>st</sup> day of January, 2014 by and Between **New Jersey Animal Control & Rescue, L.L.C.**, Geoffrey M. Santini, Owner, 2035 Kennedy boulevard, Suite 203, North Bergen, NJ 07047 (hereinafter referred to as "NJAC") and the Township of North Bergen, a Municipal corporation of the State of New Jersey having its principal offices at 4233 Kennedy Boulevard, North Bergen, NJ 07047 (hereinafter referred to as the "Township".)

**WITNESSETH:**

**WHEREAS, NJAC, Geoffrey Santini** represents that he is a Certified Animal Control Officer licensed by the State of New Jersey and has presented a copy of a New Jersey Animal Control Officer's License No. 01235-R issued to him by the State of New Jersey, Department of Health and Human Services, attached hereto as Exhibit A; and a Copy of New Jersey Animal Cruelty Investigator Certificate #350. Exhibit B.

**WHEREAS,** the Township wishes to retain the services of **New Jersey Animal Control & Rescue, L.L.C** for animal control services beginning on the 1<sup>st</sup> day of January 2014.

**WHEREAS,** the Township intends to seek requests for qualifications for Animal Control services pursuant to N.J.S.A. 19:4444-1 et seq. and to award a One year (1) contract pursuant to the fair and open process.

**Now Therefore,** in consideration of the mutual agreements set forth below, it is agreed That:

- 1) NJAC shall provide their services as a Certified Animal Control Officer and a Certified Animal Cruelty Investigator (after appointment and resolution for ACI see attached example) to the Township of North Bergen on a daily basis, as needed, for five (5) days a week, Saturday Sunday, Holidays and night emergency services will be provided when necessary. Emergency service is defined as the care of injured animals, trapped animals, sick animals, animals whose lives are endangered or animals that are providing a danger to humans. Also on an emergency only basis, NJAC. will assume control as described in Paragraph 9 below of animals that have bitten a human being. For the purpose of this Agreement: All Non-Domesticated Birds(including Aquatic Birds, Geese, Passerines, Pigeons, Raptors and Seagulls), All Fish, All Invertebrates, All Marine Mammals(including Dolphins, Manatees, Porpoises, Seals, and Whales), Non-domesticated Mammals(including Bats,

Coyote(including Hybrids), Deer, Feral Cats and Feral Cat colonies, Fox(including hybrids), Groundhogs, Opossums, Porcupines, Rabbits, Raccoons, Wolves(including Wolf Hybrids and Woodchucks), Non –Domesticated Rodents(including Chipmunks, Moles, Shrews, Voles, Mice, and Rats and squirrels), All Non-Domesticated Reptiles(including Alligators, Caimans and Crocodiles), are specifically excluded from this category of Animals. Feral Cats and Feral Cat colonies will be the responsibility of the Township of North Bergen.

- 2) The Township of North Bergen will pay **New Jersey Animal Control & Rescue, L.L.C**, the sum of \$145,000.00 a year to be prorated on a monthly basis of \$12,083.33 a month. Payment for all services is to be made in a timely fashion, after presentation of an invoice and voucher.
- 3) The payments set forth above shall include all costs incurred by **New Jersey Animal Control & Rescue, L.L.C**, in providing animal control services, the maintenance of a vehicle(s) to be used by the Animal Control Officer(s) and all necessary insurance and the care and treatment of injured animals at a veterinarian, and the services of one of two (2) licensed shelters NJAC is contracted with.
- 4) The animal control officer(s) shall tour the streets of the city on a regular basis for licensed and unlicensed dog's running at large for the purpose of issuing summonses to the owners thereof where possible and appropriate. Also the Animal Control Officer(s) will pick up and remove all deceased animals on any of the roadways in North Bergen. Animal Control will also respond to residents homes with deceased animals on their respective properties and also remove them; at no cost to the Township this is included in the services.
- 5) Upon a request from the Township, the animal control officer shall respond to any emergency that is defined in Paragraph 1. Emergency treatment will be given to an ill or injured animal as required by State regulations under Title 8. Sick and injured animals, including wildlife, requiring immediate medical attention, will be transported to an emergency veterinary clinic. If there is no known owner, the cost of emergency veterinary care will be the responsibility of NJAC If the owner is ascertained; those costs will be borne by the owner of the animal. Injured animals will only be transported to an emergency clinic, on nights, weekends, or holidays when NJAC veterinarian is not available.
- 6) Any stray animal, that is not injured, obtained by the Township should keep said animal on premises for a minimum of twelve (12) hours in order for a possible owner enough time to report to the Township of the lost or missing animal and redeem his or her animal.
- 7) The Animal Control Officer or his/her Animal Control Agents shall at the request and the cost of an owner of an unwanted animal, deliver said animal to the licensed shelter. Private services shall be, in all instances, a matter between the owner and **New Jersey Animal Control & Rescue, L.L.C** . There will be a \$125.00 ambulance

fee for other hours, weekends and holidays. Any person may redeem his/her dog, cat, or other animal from NJAC and pay the costs involved in the maintenance and care of the animal to NJAC.

- 8) When specifically notified by the Township, NJAC. shall attempt to impound any stray, licensed, unlicensed dog or cat running at large on the street(s) of the Township. When such impoundment occurs, the dog or cat after 7 days shall be put up for adoption or humanely disposed of, but in no way, whatsoever, shall they be made available for experimentation. Any sick, injured, stray, or unadoptable animal's that may be humanely euthanized will be sent out for cremation. The ashes are buried in a communal or private way in a State licensed only pet cemetery. NJAC. will also respond to residents in need of their deceased animal to be picked up in their homes for no charge. The only cost is for the cremation of the animal. NJAC, will help with the arrangements for cremation of the owner's animal and if the owner(s) are a senior citizen or indigent NJAC will take care of the costs for the cremation services (on a case by case determination of the owner's ability to pay).
- 9) Any stray dog, cat or any other animal delivered unto the custody of NJAC and charged with biting a human being shall be quarantined for the regular quarantine period of at least ten (10) days. The cost of the quarantine shall be charged to the owner. The owner may quarantine his own animal with permission from the Board of Health. Transportation of the head of an animal suspected of rabies to the State Department of Health shall be provided by NJAC. Under the condition that said animal expired at the premises before the ten (10) day quarantine period has lapsed. The fee for the removal of the head and delivery for rabies examination will be paid by the Township or the owner if located.
- 10) NJAC. agrees to furnish the necessary vehicle(s) complying with the provision of N.J.A.C. 8:23A-1.12 to be used by them solely for the performance of their duties under this Agreement. Said vehicle(s) will be insured, maintained and operated by NJAC at its own expense.
- 11) It is understood and agreed between the parties that NJAC is responsible for any damage caused by him performing his duties as the Township animal control officer or his/her animal control agents, but is not responsible for damage caused by any animals within the Township.
- 12) NJAC. services include the handling of all domesticated animals. The charges for animals privately owned shall be the responsibility of the owner.
- \* 13) Removal of an animal, including wildlife, inside of a home, apartment building, garage, roof, etc., is not covered under this Agreement. NJAC will respond to those calls; however, the owner of the premises will be charged \$100.00 per hour during regular business hours and 125.00 per hour during evening hours, holidays, and weekends for this service.

- 4
- 14) Stray animals, including wildlife, that are inside or outside a residence shall be handled by NJAC. Traps requested by an owner are available from NJAC with a fee of \$100.00. Traps are not to be set on weekends or nights, or with poor weather, (rain, and snow, extreme cold below 50 degrees or heat above 80 degrees). The owner is responsible to check trap often (every six to eight hours) to see if an animal has been trapped.
  - 15) The city will be charged boarding fee (\$15.00) dollars per day, payable monthly, for any animals that are involved in litigation and cannot be held by their owner, if known, for which the Township has requested, be held until the matter is adjudicated. If the MATTER GOES BEYOND A THREE (3) MONTH PERIOD, THE TOWNSHIP must make alternate arrangements for the animal to be boarded elsewhere.
  - 16) NJAC represents that he has the requisite authority to bind himself to this Agreement and further represents that he and any animal control agents employed by him have the necessary license, certifications, and /or approvals from all authorities with jurisdiction over the Agreement to perform their duties there under and that no factual or legal circumstances are present to make his performance of this agreement impossible or illegal.
  - 17) NJAC shall indemnify, save and hold harmless the Township, its officials, agents, employees, heirs, successors, and assigns from and against any claim, suit, cost, expense, award. Or damages by any party, including all reasonable attorneys' fees, arising from or in consequence of the performance of his duties under this agreement.
  - 18) This agreement may only be modified by a written notice mutually executed by the representatives of the parties with requisite authority.
  - 19) Any action by either party shall be filed in the Superior Court of Hudson County where the Township is a venue.
  - 20) This agreement is subject to the covenants and regulations set forth in Exhibit A, attached hereto and made a part thereof regarding affirmative action requirements and proof that Santini is a licensed Animal Control Officer and in possession of a business registration certificate from the State of New Jersey and all certifications required of him to fully perform this Contract.
  - 21) NJAC. shall maintain complete records of his animal control activities as required by the City's Health Officer, including the submission of an animal impoundment form attached hereto as Exhibit C to the Health officer every week for each animal he picks up and delivers to the shelter.
  - 22) If any provision of this agreement shall be found to be invalid or unenforceable by a court of competent Jurisdiction, the remainder of this Agreement will not be affected and shall continue in full force and effect.

- 23) This Agreement shall be construed and governed in accordance with the laws of the State of New Jersey.
- 24) **New Jersey Animal Control & Rescue, L.L.C.** shall provide a certificate of insurance to the City's Attorney evidencing that this Agreement and his services are sufficiently insured for general liability coverage.
- 25) It is expressly agreed and understood that neither NJAC nor any authorized person providing the services agreed to herein be or shall be considered Township Employees. NJAC shall at all times be an independent contractor while this Agreement remains in affect.
- 26) This is a One (1) year agreement.
- 27) This contract may be terminated during the term by either party upon sixty (60) days written notice, by certified mail, Return receipt requested, to NJAC describing the reason for termination.
- 28) This Agreement is binding on the heirs and successors and assigns of the parties.

**IN WITNESS THEREOF**, each party has executed this Agreement by its duly authorized representative on the day and year first above written.


By:

**New Jersey Animal Control & Rescue, L.L.C**

By:   
Geoffrey Santini, President

\_\_\_\_\_  
Notary Public of the  
State of New Jersey

**Township of North Bergen**

By:   
for the Township of North Bergen

By:   
North Bergen Town Clerk

**RESOLUTION**

2013

**WHEREAS**, there is a need for Animal Control Services and an Animal Cruelty Investigator; and

**WHEREAS**, a Request for Proposals was duly advertised for same; and

**WHEREAS**, Hudson County Animal Enforcement, Inc. is a corporation of the State of New Jersey with great experience and expertise in animal control and animal cruelty investigation; and

**WHEREAS**, animal control and animal cruelty investigative services constitute professional services and extraordinary, unspecifiable services for which a contract may be awarded without public bidding; and

**WHEREAS**, Hudson County Animal Enforcement, Inc. has offered to perform said services in a proposed professional services agreement, a copy of which is on file in the Municipal Clerk's Office.

**NOW, THEREFORE, BE IT RESOLVED BY THE BOARD OF COMMISSIONERS OF THE TOWNSHIP OF NORTH BERGEN** that said Agreement be and hereby is accepted on behalf of the Township.

**BE IT FURTHER RESOLVED** that the Township Administrator, Christopher Pianese, be and hereby is authorized and directed to execute same on behalf of the Township.

**BE IT FURTHER RESOLVED** that said contract shall be for a period of one year commencing January 1, 2013, and ending December 31, 2013, subject to the terms and conditions of said Agreement, with a total service fee of \$145,000.00

**BE IT FURTHER RESOLVED** that all work done pursuant to this contract since January 1, 2013, be and hereby is ratified.

**BE IT FURTHER RESOLVED** that this contract is awarded pursuant to a Fair and Open Process in accordance with N.J.S.A. 19:44A-20.5.

**BE IT FURTHER RESOLVED** that a notice of this contract shall be published in a local newspaper in accordance with law.

**BE IT FURTHER RESOLVED** that a certified copy of this resolution shall be forwarded to:

1. Hudson County Animal Enforcement, Inc.  
2035 Kennedy Boulevard  
North Bergen, New Jersey 07047  
Att: Mr. Geoffrey Santini

**CERTIFICATION OF FUNDS**

Account No. ANIMAL CONTROL  
Purchase Order No. \_\_\_\_\_  
Contracted Amount \$ 145,000.00  
Unit Price Estimate \_\_\_\_\_  
Date 1-8-13

Date: January 9, 2013

BY

**ROBERT J. PITTFIELD**  
**CHIEF FINANCIAL OFFICER**

	YES	NO	NOT VOTING
Cabrera	✓		
Ferraro	✓		
Gargiulo	✓		
Pascual	✓		
Sacco	✓		
(President)			

I HEREBY CERTIFY the foregoing to be a True and Correct copy of Resolution passed and adopted by the Board of Commissioners of the Township of North Bergen in the County of Hudson, in the State of New Jersey, at a meeting held on the above date.

*[Signature]*  
Township Clerk

**Animal Control 2013 Contract**

**Between the  
Township of North Bergen  
And**

**Hudson County Animal Enforcement, Inc.**

2035 Kennedy Boulevard, Suite 203, North Bergen, NJ 07047  
T.201-865-9999 F. 201-215-9572

2013

**AGREEMENT**

**THIS AGREEMENT** made this 14<sup>th</sup> day of January, 2013 by and Between Hudson County Animal Enforcement, Inc., Geoffrey M. Santini, Owner, 2035 Kennedy boulevard, Suite 203, North Bergen, NJ 07047 (hereinafter referred to as "H.C.A.E.") and the Township of North Bergen, a Municipal corporation of the State of New Jersey having its principal offices at 4233 Kennedy Boulevard, North Bergen, NJ 07047 (hereinafter referred to as the "Township".)

**WITNESSETH:**

**WHEREAS**, HCAE represents that he is a Certified Animal Control Officer licensed by the State of New Jersey and has presented a copy of a New Jersey Animal Control Officer's License No. 01235-R issued to him by the State of New Jersey, Department of Health and Human Services, attached hereto as Exhibit A; and a Copy of New Jersey Animal Cruelty Investigator Certificate #350. Exhibit B.

**WHEREAS**, the Township wishes to retain the services of Hudson County Animal Enforcement Inc. for animal control services beginning on the 14<sup>th</sup> day of January, 2013.

**WHEREAS**, the Township intends to seek requests for qualifications for Animal Control services pursuant to N.J.S.A. 19:4444-1 et seq. and to award a One year (1) contract pursuant to the fair and open process.

**Now Therefore**, in consideration of the mutual agreements set forth below, it is agreed That:

- 1) H.C.A.E. shall provide his services as a Certified Animal Control Officer and a Certified Animal Cruelty Investigator (after appointment and resolution for ACI see attached example) to the Township of North Bergen on a daily basis, as needed, for five (5) days a week, Saturday Sunday, Holidays and night emergency services will be provided when necessary. Emergency service is defined as the care of injured animals, trapped animals, sick animals, animals whose lives are endangered or animals that are providing a danger to humans. Also on an emergency only basis, H.C.A.E. will assume control as described in Paragraph 9 below of animals that have bitten a human being. For the purpose of this Agreement: All Non-Domesticated Birds(including Aquatic Birds, Geese, Passerines, Pigeons, Raptors and Seagulls), All Fish, All Invertebrates, All Marine Mammals(including Dolphins, Manatees, Porpoises, Seals, and Whales), Non-domesticated Mammals(including Bats, Coyote(including Hybrids), Deer, Feral Cats and Feral Cat colonies, Fox(including

hybrids), Groundhogs, Opossums, Porcupines, Rabbits, Raccoons, Wolves(including Wolf Hybrids and Woodchucks), Non –Domesticated Rodents(including Chipmunks, Moles, Shrews, Voles, Mice, and Rats and squirrels), All Non-Domesticated Reptiles(including Alligators, Caimans and Crocodiles), are specifically excluded from this category of Animals. Feral Cats and Feral Cat colonies will be the responsibility of the Township of North Bergen.

- 2) The Township of North Bergen will pay Hudson County Animal Enforcement Inc., the sum of \$145,000.00 a year to be prorated on a monthly basis of \$12,083.33 a month. Payment for all services is to be made in a timely fashion, after presentation of an invoice and voucher.
- 3) The payments set forth above shall include all costs incurred by Hudson County Animal Enforcement Inc., in providing animal control services, the maintenance of a vehicle(s) to be used by the Animal Control Officer(s) and all necessary insurance and the care and treatment of injured animals at a veterinarian, and the services of one of two (2) licensed shelters H.C.A.E. is contracted with.
- 4) The animal control officer(s) shall tour the streets of the city on a regular basis for licensed and unlicensed dog's running at large for the purpose of issuing summonses to the owners thereof where possible and appropriate. Also the Animal Control Officer(s) will pick up and remove all deceased animals on any of the roadways in North Bergen. Animal Control will also respond to residents homes with dead animals on their respective properties and also remove them; at no cost to the Township this is included in the services.
- 5) Upon a request from the Township, the animal control officer shall respond to any emergency that is defined in Paragraph 1. Emergency treatment will be given to an ill or injured animal as required by State regulations under Title 8. Sick and injured animals, including wildlife, requiring immediate medical attention, will be transported to an emergency veterinary clinic. If there is no known owner, the cost of emergency veterinary care will be the responsibility of H.C.A.E. If the owner is ascertained, those costs will be borne by the owner of the animal. Injured animals will only be transported to an emergency clinic, on nights, weekends, or holidays when H.C.A.E. veterinarian is not available.
- 6) Any stray animal, that is not injured, obtained by the Township should keep said animal on premises for a minimum of twelve (12) hours in order for a possible owner enough time to report to the Township of the lost or missing animal and redeem his or her animal.
- 7) The Animal Control Officer or his/her Animal Control Agents shall at the request and the cost of an owner of an unwanted animal, deliver said animal to the licensed shelter. Private services shall be, in all instances, a matter between the owner and Hudson County Animal Enforcement Inc. There will be a \$125.00 ambulance fee for other hours, weekends and holidays. Any person may redeem his/her dog, cat, or

other animal from H.C.A.E. and pay the costs involved in the maintenance and care of the animal to H.C.A.E.

- 8) When specifically notified by the Township, H.C.A.E. shall attempt to impound any stray, licensed, unlicensed dog or cat running at large on the street(s) of the Township. When such impoundment occurs, the dog or cat after 7 days shall be put up for adoption or humanely disposed of, but in no way, whatsoever, shall they be made available for experimentation. Any sick, injured, stray, or unadoptable animal's that may be humanely euthanized will be sent out for cremation. The ashes are buried in a communal or private way in a State licensed only pet cemetery. H.C.A.E. will also respond to residents in need of their deceased animal to be picked up in their homes for no charge. The only cost is for the cremation of the animal. H.C.A.E. will help with the arrangements for cremation of the owner's animal and if the owner(s) are a senior citizen or indigent H.C.A.E will take care of the costs for the cremation services (on a case by case determination of the owner's ability to pay).
- 9) Any stray dog, cat or any other animal delivered unto the custody of H.C.A.E. and charged with biting a human being shall be quarantined for the regular quarantine period of at least ten (10) days. The cost of the quarantine shall be charged to the owner. The owner may quarantine his own animal with permission from the Board of Health. Transportation of the head of an animal suspected of rabies to the State Department of Health shall be provided by H.C.A.E. Under the condition that said animal expired at the premises before the ten (10) day quarantine period has lapsed. The fee for the removal of the head and delivery for rabies examination will be paid by the Township or the owner if located.
- 10) H.C.A.E. agrees to furnish the necessary vehicle(s) complying with the provision of N.J.A.C. 8:23A-1.12 to be used by them solely for the performance of their duties under this Agreement. Said vehicle(s) will be insured, maintained and operated by H.C.A.E. at its own expense.
- 11) It is understood and agreed between the parties that H.C.A.E. is responsible for any damage caused by him performing his duties as the Township animal control officer or his/her animal control agents, but is not responsible for damage caused by any animals within the Township.
- 12) H.C.A.E. services include the handling of all domesticated animals. The charges for animals privately owned shall be the responsibility of the owner.
- 13) Removal of an animal, including wildlife, inside of a home, apartment building, garage, roof, etc., is not covered under this Agreement. H.C.A.E. will respond to those calls; however, the owner of the premises will be charged \$90.00 per hour during regular business hours and 100.00 per hour during evening hours, holidays, and weekends for this service.

- 14) Stray animals, including wildlife, that are outside a residence shall be handled by H.C.A.E. Traps requested by an owner are available from H.C.A.E. with a deposit of \$65.00 and rental fee of \$5.00 per day which will be deducted from the deposit on a daily rate. Dog traps are also available with a deposit of \$150.00 and a fee of \$10.00 per day which will be deducted from the deposit. Traps are not to be set on weekends or nights, or with poor weather, (rain, and snow, extreme cold below 50 degrees or heat above 80 degrees).
- 15) The city will be charged boarding fee (\$15.00) dollars per day, payable monthly, for any animals that are involved in litigation and cannot be held by their owner, if known, for which the Township has requested, be held until the matter is adjudicated. If the MATTER GOES BEYOND A THREE (3) MONTH PERIOD, THE TOWNSHIP must make alternate arrangements for the animal to be boarded elsewhere.
- 16) H.C.A.E. represents that he has the requisite authority to bind himself to this Agreement and further represents that he and any animal control agents employed by him have the necessary license, certifications, and /or approvals from all authorities with jurisdiction over the Agreement to perform their duties there under and that no factual or legal circumstances are present to make his performance of this agreement impossible or illegal.
- 17) H.C.A.E. shall indemnify, save and hold harmless the Township, its officials, agents, employees, heirs, successors, and assigns from and against any claim, suit, cost, expense, award. Or damages by any party, including all reasonable attorneys' fees, arising from or in consequence of the performance of his duties under this agreement.
- 18) This agreement may only be modified by a written notice mutually executed by the representatives of the parties with requisite authority.
- 19) Any action by either party shall be filed in the Superior Court of Hudson County where the Township is a venue.
- 20) This agreement is subject to the covenants and regulations set forth in Exhibit A, attached hereto and made a part thereof regarding affirmative action requirements and proof that Santini is a licensed Animal Control Officer and in possession of a business registration certificate from the State of New Jersey and all certifications required of him to fully perform this Contract.
- 21) H.C.A.E. shall maintain complete records of his animal control activities as required by the City's Health Officer, including the submission of an animal impoundment form attached hereto as Exhibit C to the Health officer every week for each animal he picks up and delivers to the shelter.

- 22) If any provision of this agreement shall be found to be invalid or unenforceable by a court of competent Jurisdiction, the remainder of this Agreement will not be affected and shall continue in full force and effect.
- 23) This Agreement shall be construed and governed in accordance with the laws of the State of New Jersey.
- 24) Hudson County Animal Enforcement Inc. shall provide a certificate of insurance to the City's Attorney evidencing that this Agreement and his services are sufficiently insured for general liability coverage.
- 25) It is expressly agreed and understood that neither H.C.A.E. nor any authorized person providing the services agreed to herein be or shall be considered Township Employees. H.C.A.E. shall at all times be an independent contractor while this Agreement remains in affect.
- 26) This is a One (1) year agreement.
- 27) This contract may be terminated during the term by either party upon sixty (60) days written notice, by certified mail, Return receipt requested, to HCAE describing the reason for termination.
- 28) This Agreement is binding on the heirs and successors and assigns of the parties.

**IN WITNESS THEREOF**, each party has executed this Agreement by its duly authorized representative on the day and year first above written.


By:


**Hudson County Animal Enforcement Inc.**

By:   
\_\_\_\_\_  
Geoffrey Santini, President

\_\_\_\_\_  
Notary Public of the  
State of New Jersey

**Township of North Bergen**

By:   
\_\_\_\_\_  
for the Township of North Bergen

By:   
\_\_\_\_\_  
North Bergen Town Clerk

Vendor History Report  
For Calendar Year-2013, Type-Detail, Sort-Vendor Name  
From Period 01 To Period 12

Date : 9/29/2014  
Time : 1:47:34 PM  
Page : 1

Vendor Number	Vendor Name	Account Number	Transaction Type/Date	PO Number	Check Number/Date	Transaction Amount
213217	HUDSON COUNTY ANIMAL	1-203-27-340-110	VR	57756	0090484 1/10/2013	12,083.33
		12/2012 ANIMAL CONTROL				
		1-201-27-340-110	VR	58814	0090708 2/12/2013	12,083.33
		1/2013 ANIMAL CONTROL				
		1-201-27-340-110	VR	58814	0091043 3/13/2013	12,083.33
		2/2013 ANIMAL CONTROL				
		1-201-27-340-110	VR	58814	0091349 4/10/2013	12,083.33
		3/2013 ANIMAL CONTROL				
		1-201-27-340-110	VP	58814	0090141 5/10/2013	12,083.33
		4/2013 ANIMAL CONTROL				
		1-201-27-340-110	VR	58814	0092001 6/12/2013	12,083.33
		5/2013 ANIMAL CONTROL				
		1-201-27-340-110	VR	58814	0092464 7/17/2013	12,083.33
		6/2013 ANIMAL CONTROL				
		1-201-27-340-110	VR		0092699 8/14/2013	12,083.33
		7/2013 ANIMAL CONTROL				
		1-201-27-340-110	VR	61019	0093170 9/17/2013	12,083.33
		ANIMAL CONTROL				
		1-201-27-340-110	VR	61478	0093489 10/10/2013	12,083.33
		ANIMAL CONTROL				
		1-201-27-340-110	VR	62167	0094680 11/27/2013	12,083.33
		ANIMAL CONTROL				
		1-201-27-340-110	VR	62319	0094910 12/23/2013	12,083.33
		INVOICE # 1213				
Vdr. Totals 213217 HUDSON COUNTY ANIMAL		PO Total -	120,833.30	PO Open -	12,083.33- Total Paid -	144,999.96

2013  
Budgeted: 145,000  
Spent: 144,999.96

Vendor History Report  
For Calendar Year-2014, Type-Detail, Sort-Vendor Name  
From Period 01 To Period 12

Date : 9/29/2014  
Time : 1:48:01 PM  
Page : 1

Vendor Number Vendor Name	Account Number	Transaction Type/Date	PO Number	Check Number/Date	Transaction Amount
214198 NEW JERSEY ANIMAL CONTROL &	1-201-27-340-110	VR	62751	0095605 2/12/2014	12,083.33
	JANUARY 2014				
	1-201-27-340-110	VR	63236	0095923 3/12/2014	12,083.33
	INVOICE# 125				
	1-201-27-340-110	VR	63612	0096201 4/09/2014	12,083.33
	3/2014 ANIMAL CONTROL				
	1-201-27-340-110	VR	65081	0097261 5/30/2014	24,166.66
	4,5/2014 ANIMAL CONTROL				
	1-201-27-340-110	VP	65671	0095080 7/28/2014	12,083.33
	6/2014 ANIMAL CONTROL				
	1-201-27-340-110	VR	66213	0097994 8/20/2014	12,083.33
	JULY 2014 SERVICES				
	1-201-27-340-110	VR	66687	0098578 9/24/2014	12,083.33
	AUG ANIMAL CONTROL				
Vdr. Totals 214198 NEW JERSEY ANIMAL CONTROL &		PO Total -	96,666.64	PO Open -	.00
				Total Paid -	96,666.64

*2014*

*BUDGET: 145,000*  
*SPENT SO FAR: 96,666.64*



Bergen County  
**Protect and Rescue Foundation**  
302 2<sup>nd</sup> Street T: 1-201-945-0649  
Cliffside Park, NJ 07010

[www.BCRESCUES.org](http://www.BCRESCUES.org)

December 01, 2013

Doria Melendez, Director  
Bergen County Protect & Rescue  
302 2<sup>nd</sup> Street  
Cliffside Park, New Jersey 07010

To Whom It May Concern:

This letter will confirm the following animal shelter Agreement between Bergen County Protect & Rescue Foundation herein known as BCP&R of 302 2<sup>nd</sup> Street Cliffside Park, New Jersey 07010 & the New Jersey Animal Control & Rescue herein known as NJAC 15C Hillside Place, Lodi, NJ 07644.

Included in this agreement are terms and conditions stated in a letter from Bergen County Humane Enforcement aka "BCP &R" addressed to NJAC signed Doria Melendez Director and NJAC Geoffrey Santini.

Additional and specific terms of this agreement are:

1. An authorized Animal Control Officer representative of NJAC will deliver to BCP&R during its delegated hours such dogs and/or cats it picks up in the Contracted towns. BCP&R shall accept, hold and maintain these animals in accordance with applicable state laws, rules and regulations for no more than seven days, at which time in the absence of ownership they will become property of BCP&R.
2. NJAC will pay BCP&R starting January 1<sup>st</sup> 2014 and payment made by NJAC to BCP&R in current month. Payment for this service shall be made in current month (beginning of each month).
3. If, after being held by BCP&R for more than seven (7) days, and again in the absence of ownership BCP&R reserves the right to adopt out and retain payment for those animals for which it finds homes as long as they are not in quarantine or subject to litigation. In the event of litigation an additional fee will incur only after thirty (30) days and will be negotiated at \$10 per day to which the NJAC has the right to recoup in their respective Court Jurisdiction.

**BERGEN COUNTY PROTECT & RESCUE is a "True NO KILL Shelter"**  
**A non-profit 501 (c) (3) organization**

4. Prior to delivering any animals to BCP&R, a NJAC ACO shall examine each animal to determine that it is not in need of emergency veterinary care. NJAC ACO's will deliver with the animal an animal transport record completely filled out. Any ill or injured animal(s) must have received necessary medical care as required by State regulations under Title 8. The cost of any medical veterinary care, including all inoculations, shall be the responsibility of NJAC. If after seven (7) days BCP&R will provide the required inoculations for free of charge. In the event that an animal becomes ill prior to reclamation by NJAC, the owner of said animal will reimburse either BCP&R or the Shelter designated Veterinarian.
5. NJAC ACO's will specifically notify a BCP&R accept of any animal(s) quarantine for biting, suspected of having rabies, or the subject of litigation
6. Any resident when surrendering an animal must provide valid ID and must sign a waiver that the animal they are surrendering hasn't bit a human and or another animal w/ the last ten (10) days.
7. It is mutually understood and agreed that NJAC or any of its employees, representatives or agents shall not be deemed employees of BCP&R.
8. Reclamations by NJAC and or its residents can be made seven (7) days a week between the hours of 2:00pm-6:00pm except Sundays 1:00pm-5:00pm.
8. NJAC will indemnify BCP&R to the extent permitted by law, for any costs or expenses paid by BCP&R, including reasonable attorney fees for any action that is brought against BCP&R by the owner of an animal that is brought to BCP&R by NJAC or its representatives, and that is held and maintained by BCP&R, except for negligent acts or omissions committed by BCP&R representatives in the performance of this Agreement.

This is a Two Year Contract, December 1, 2013 through November 30, 2015 cancelable for cause by any party with thirty (90) days written notice.

The signatures of this document represent that they have the requisite authority to bind BCP&R and NJAC to this agreement.

IN WITNESS THEREOF each party has executed this Agreement by its duly authorized representatives.

Signed by:

(Name & Title)

Geoffrey Santini, NJAC

*Pres. dA*

Date: 12/1/13

Signed by:

Kristi Heller, Shelter Operations BCP&R

BCP&R

Doria Melendez, President

Date: 12/1/13

BERGEN COUNTY PROTECT & RESCUE is a "True NO KILL Shelter"  
**A non-profit 501 (c) (3) organization**

Veterinarians use by Shelter

Totowa Animal Hospital 819 Riverview Drive, Totowa, NJ 07512  
Dr. Hamden

Summit Animal Clinic 3130 Summit Avenue, Union City, NJ 07087  
Dr. Trianna

Fort Lee Pet Vet 1580 Lemoine Avenue, Fort Lee, NJ 07024  
Dr. Nazar

Englewood Veterinary Hospital 25 South Van Brunt St, Englewood, NJ 07631  
Dr. Ezik

Franklin Lakes Animal Hospital 754 Franklin Avenue, Franklin Lakes NJ 07417  
Dr. Kozak  
(Injured wildlife is taken here)

*BERGEN COUNTY PROTECT & RESCUE is a "True NO KILL Shelter"*  
*A non-profit 501 (c) (3) organization*

NOTE:

- 2014 TOWNSHIP RAMPART CLINIC ON 5/21/14 BY
- DR. CARLOS TRIANI ( 3130 SUMMIT AVE.,  
UNION CITY, NJ )
- HE VOLUNTEERS

✓



**Bergen County**

**Protect and Rescue Foundation**

302 2<sup>nd</sup> Street

T: 1-201-945-0649

Cliffside Park, NJ 07010

**[www.BCRESCUES.org](http://www.BCRESCUES.org)**

March 01, 2014

Dear Maria:

It was certainly a pleasure speaking with you earlier this week and as per our conversation our procedures and fees are as follows:

After an authorized Animal Control Officer representative of WNY has delivered an animal to BCP&R during its delegated hours of operation 9am-7pm, BCP&R shall accept, hold and maintain these animals in accordance with applicable state laws, rules and regulations for no more than seven days, at which time in the absence of ownership they will become property of BCP&R.

**Reclaim Procedure:**

Reclamations by WNY residents can be made seven (7) days a week between the hours of 2:00pm-6:00pm except Sundays 1:00pm-5:00pm.

WNY Animal Control can contact the Officer on duty at BCP&R 24 hours a day in the event that extenuating circumstances are applicable.

Reclaim Fee:	\$55.00	(one time only).
Care & Custody Fee:	\$25.00 per day	(beginning when animal arrives).
Flea & Tick Fee:	\$25.00	(one time fee if applicable).

We accept all major credit cards and cash.

**BCP&R Shelter Main Tel. #: 201-945-0649**

**Officer on Duty: 201-621-4111**

Residents, owners or designated animal owners representative will be required to produce a valid ID for themselves and proof of ownership of the animal (Rabies tag, License, vet records) however WNY Animal Control may waive off the aforementioned and allow the release.

BCP&R reps will notify WNY Health dept via email if desired of all reclaims and unlicensed animals. Please provide an official email to our office.

know how your procedures work with Purchase orders that need to be signed, if any. I can email the Invoices if that is ok with you. I can sign PO's and scan and email back to you if that is also ok.

Please contact me to let me know when we can expect payment. I can pick up check or mail to **Bergen County Humane Enforcement: PO Box 1172 Fort Lee, NJ 07024.**

In addition, I have attached our reclaim schedule for you.

Looking forward to working with you, if you have any questions, please email me [Lauren@bchenj.org](mailto:Lauren@bchenj.org).

Thank you,

Lauren  
Bergen County Humane Enforcement  
201-290-7040

## TOWN OF WEST NEW YORK


428-60TH Street

Rm 10

West New York, NJ 07093

Fax (201) 662-9027

## PURCHASE ORDER



VOUCHER MUST BE RETURNED FOR PAYMENT

10

Ship to: TOWN OF WEST NEW YORK  
HEALTH DEPT 2ND FLOOR RM 30  
428 60TH STREET  
WEST NEW YORK, NJ 07093  
FOB DESTINATION FREIGHT PREPAID & CHARGED BACK

Vendor: BERGEN COUNTY HUMANE  
P.O.BOX 1172  
FORT LEE, N.J. 07024

PAYMENT RECORD	
CHECK DATE 6/19/14	CHECK NO 23435

Account XXXXXXXXXX Current Appropriations-Budget A -- Board of Health - O.E. -- Miscellaneous

Vendor Code 10497 Date of Order 06/04/14 Requisition # 0 *Inv. 103 & 104*

Quantity	Unit	Description of Materials or Service	Unit Price	Extended
1.0000		INVOICE #103 FOR SERVICES MAY 2014 MAY 2014 ANIMAL CONTROL SERVICES *****	1,500.000	1,500.00
1.0000		INVOICE #104 FOR SERVICES IN JUNE JUNE 2014 ANIMAL CONTROL SERVICES *****	1,500.000	1,500.00

\*\*\*\*\*  
INVOICES FOR MARCH & APRIL ON :  
P.O. # 113654  
PAYMENT NEXT MEETING JUNE 20,2014  
(7) DAYS AFTER SAID MEETING PAYMENT  
IS MADE.  
\*\*\*\*\*

Purchase Order Total: 3,000.00  
THIS ORDER IS TAX EXEMPT PER NJSA  
54:32B-8(a)(1) TAX EXEMPT ID NO. XXXXXXXXXX

JUN 18 2014

REVIEWED

APPROVED ☒ *R. Suray*  
NEED MORE INFORMATION ☐

Proof of Business Registration Certificate is Mandatory. P.L. 2004 57.

## CLAIMANT'S CERTIFICATION

## OFFICER'S OR EMPLOYEE'S CERTIFICATION

## COMMISSIONER SIGNATURE

DO SOLEMNLY DECLARE AND CERTIFY UNDER THE PENALTIES OF THE  
LAW THAT THE WITHIN BILL IS CORRECT IN ALL ITS PARTICULARS; THAT  
THE ARTICLES HAVE BEEN FURNISHED OR SERVICES RENDERED AS  
STATED THEREIN; THAT NO BONUS HAS BEEN GIVEN OR RECEIVED  
BY ANY PERSON OR PERSONS WITH THE KNOWLEDGE OF THIS CLAIMANT  
IN CONNECTION WITH THE ABOVE CLAIM; THAT THE AMOUNT THEREIN  
STATED IS JUSTLY DUE AND OWING; AND THAT THE AMOUNT CHARGED  
IS A REASONABLE ONE.

HAVING KNOWLEDGE OF THE FACTS IN THE COURSE OF REGULAR  
PROCEDURES, I CERTIFY THAT THE MATERIALS AND SUPPLIES  
HAVE BEEN RECEIVED OR THE SERVICES RENDERED; SAID  
CERTIFICATION IS BASED ON DELIVERY SLIPS ACKNOWLEDGED  
BY A MUNICIPAL OFFICIAL OR EMPLOYEE OR OTHER REASONABLE  
PROCEDURES.

COMMISSIONER

DEPARTMENT HEAD

## CERTIFICATION OF FUNDS AVAILABILITY

CHIEF FINANCIAL OFFICER

PURCHASE ORDER APPROVED - PURCHASING AGENT

X) Good &amp; Services Received

See Attached

OFFICIAL POSITION

DATE

SIGN AND RETURN ONLY

THIS ORIGINAL FOR PAYMENT

VOUCHER COPY - SIGN AT X AND RETURN FOR PAYMENT

# INVOICE



P.O. BOX 1172, FORT LEE, NJ 07024  
Phone (201) 621-4111 E: ACOJOB1@Gmail.com

INVOICE #101  
DATE: APRIL 22, 2014

**TO:**  
BOROUGH OF WEST NEW YORK, NJ  
HEALTH DEPARTMENT  
428 60<sup>th</sup> STREET  
WEST NEW YORK, NJ 07093

**FOR:**  
ANIMAL CONTROL SERVICES  
MONTH OF MAY

[P.O. #]

DESCRIPTION	CONTRACT \$	MONTH	AMOUNT
ANIMAL CONTROL SERVICES FOR MAY	\$18,000	MAY	\$1500.00
TOTAL			\$1500.00

Please make all checks payable to: **Bergen County Humane Enforcement**

We appreciate and thank you for your business!

*Handwritten notes:*  
JLC  
MAY 2014  
West Dept  
6/10/2014



# NEWSPAPER COUNTY Humane Enforcement

P.O.BOX 1172, FORT LEE, NJ 07024  
Phone (201) 621-4111 E: ACOJOB1@Gmail.com

**TO:**  
BOROUGH OF WEST NEW YORK, NJ  
HEALTH DEPARTMENT  
428 60<sup>th</sup> STREET  
WEST NEW YORK, NJ 07093

**FOR:**  
**ANIMAL CONTROL SERVICES**  
**MONTH OF JUNE**

[P.O. #]

# INVOICE

DATE: MAY 22, 2014

<b>DESCRIPTION</b>	<b>CONTRACT \$</b>	<b>MONTH</b>	<b>AMOUNT</b>
ANIMAL CONTROL SERVICE FOR JUNE	\$18,000	JUNE	\$1500.00
		TOTAL	\$1500.00

Please make all checks payable to: **Bergen County Humane Enforcement**

**We appreciate and thank you for your business!**

## TOWN OF WEST NEW YORK

428-60TH Street

Rm 10

West New York, NJ 07093

Fax (201) 662-9027

## PURCHASE ORDER



VOUCHER MUST BE RETURNED FOR PAYMENT

10

Ship to: TOWN OF WEST NEW YORK  
HEALTH DEPT 2ND FLOOR RM 30  
428 60TH STREET  
WEST NEW YORK, NJ 07093  
FOB DESTINATION FREIGHT PREPAID & CHARGED BACK

Vendor: BERGEN COUNTY HUMANE  
P.O.BOX 1172  
FORT LEE, N.J. 07024

PAYMENT RECORD	
CHECK DATE	CHECK NO
6/19/14	118924

Account - - ANIMAL CONTROL -- --

Vendor Code 10497 Date of Order 05/23/14

Requisition #

Q. Inv. #101 + #102 March April 2014

Quantity	Unit	Description of Materials or Service	Unit Price	Extended
----------	------	-------------------------------------	------------	----------

1.0000

MONTH OF MARCH INVOICE #101  
ANIMAL CONTROL SERVICES FOR MARCH {1/2} M

750.000

750.00

\*\*\*\*\*

1.0000

MONTH OF APRIL INVOICE #102  
ANIMAL CONTROL SERVICES FOR APRIL

1,500.000

1,500.00

\*\*\*\*\*

CHECKS PAYABLE TO: BERGEN COUNTY  
HUMANE ENFORCEMENT \*\*\*\*\*

\*\*\*\*\*

Purchase Order Total:

2,250.00

THIS ORDER IS TAX EXEMPT PER NJSA

54:32B-9(a)(1) TAX EXEMPT ID NO. [REDACTED]

REVIEWED

APPROVED ☒ NEED MORE INFORMATION ☐

JUN 18 2014

Proof of Business Registration Certificate is Mandatory. P.L. 2004 57.

## CLAIMANT'S CERTIFICATION

I SOLEMNLY DECLARE AND CERTIFY UNDER THE PENALTIES OF THE  
LAW THAT THE WITHIN BILL IS CORRECT IN ALL ITS PARTICULARS; THAT  
THE ARTICLES HAVE BEEN FURNISHED OR SERVICES RENDERED AS  
STATED THEREIN; THAT NO BONUS HAS BEEN GIVEN OR RECEIVED  
BY ANY PERSON OR PERSONS WITH THE KNOWLEDGE OF THIS CLAIMANT  
IN CONNECTION WITH THE ABOVE CLAIM; THAT THE AMOUNT THEREIN  
STATED IS JUSTLY DUE AND OWING; AND THAT THE AMOUNT CHARGED  
IS A REASONABLE ONE.

## OFFICER'S OR EMPLOYEE'S CERTIFICATION

HAVING KNOWLEDGE OF THE FACTS IN THE COURSE OF REGULAR  
PROCEDURES, I CERTIFY THAT THE MATERIALS AND SUPPLIES  
HAVE BEEN RECEIVED OR THE SERVICES RENDERED; SAID  
CERTIFICATION IS BASED ON DELIVERY SLIPS ACKNOWLEDGED  
BY A MUNICIPAL OFFICIAL OR EMPLOYEE OR OTHER REASONABLE  
PROCEDURES.

COMMISSIONER'S  
SIGNATURE

COMMISSIONER

DEPARTMENT HEAD

## CERTIFICATION OF FUNDS AVAILABILITY

CHIEF FINANCIAL OFFICER

PURCHASE ORDER APPROVED - PURCHASING AGENT

Good & Services Received  
See Attached #101/102

OFFICIAL POSITION  
SIGN AND RETURN ONLY  
THIS ORIGINAL FOR PAYMENT

VOUCHER COPY - SIGN AT X AND RETURN FOR PAYMENT

# INVOICE



**BERGEN COUNTY**  
**Humane**  
**Enforcement**

P.O. BOX 1172, FORT LEE, NJ 07024  
Phone (201) 621-4111 E: ACOJOB1@Gmail.com

INVOICE #102  
DATE: APRIL 8, 2014

**TO:**  
BOROUGH OF WEST NEW YORK, NJ  
HEALTH DEPARTMENT  
428 60<sup>th</sup> STREET  
WEST NEW YORK, NJ 07093

**FOR:**  
ANIMAL CONTROL SERVICES  
MONTH OF APRIL

[P.O. #]

DESCRIPTION	CONTRACT \$	MONTH	AMOUNT
ANIMAL CONTROL SERVICES FOR APRIL	\$18,000	APRIL	\$1500.00
TOTAL			\$1500.00

Please make all checks payable to: **Bergen County Humane Enforcement**

**We appreciate and thank you for your business!**

## TOWN OF WEST NEW YORK

428-60TH Street  
Rm 10  
West New York, NJ 07093  
Fax (201) 662-9027

## PURCHASE ORDER

Purchase Order Number	
NO	114175
This number must appear on all packages, invoices, and correspondence.	

VOUCHER MUST BE RETURNED FOR PAYMENT

10

Ship to: TOWN OF WEST NEW YORK  
HEALTH DEPT 2ND FLOOR RM 30  
428 60TH STREET  
WEST NEW YORK, NJ 07093  
FOB DESTINATION FREIGHT PREPAID & CHARGED BACK

BERGEN COUNTY HUMANE  
P.O. BOX 1172  
FORT LEE, N.J. 07024

PAYMENT RECORD	
CHECK DATE	CHECK NO
7/16/14	23629

Current Appropriations-Budget A -- Board of Health - O.E. -- Miscellaneous

Vendor Code	10497	Date of Order	06/26/14	Requisition #	0	Inw. #105
Quantity	Unit	Description of Materials or Service	Unit Price	Extended		
1.0000		INVOICE # 105 JUNE 25, 2014 ANIMAL CONTROL SERVICES FOR JULY	1,500.000	1,500.00		

Purchase Order Total: 1,500.00  
THIS ORDER IS TAX EXEMPT PER NJSA  
54:32B-9(a)(1) TAX EXEMPT ID NO. [REDACTED]

REVIEWED

APPROVED ☒ *R. Suarez*  
NEED MORE INFORMATION ☐

JUL 15 2014

Proof of Business Registration Certificate is Mandatory. P.L. 2004 57.

CLAIMANT'S CERTIFICATION		OFFICER'S OR EMPLOYEE'S CERTIFICATION		COMMISSIONER'S SIGNATURE	
I DO SOLEMNLY DECLARE AND CERTIFY UNDER THE PENALTIES OF THE LAW THAT THE WITHIN BILL IS CORRECT IN ALL ITS PARTICULARS; THAT THE ARTICLES HAVE BEEN FURNISHED OR SERVICES RENDERED AS STATED THEREIN; THAT NO BONUS HAS BEEN GIVEN OR RECEIVED BY ANY PERSON OR PERSONS WITH THE KNOWLEDGE OF THE CLAIMANT IN CONNECTION WITH THE ABOVE CLAIM; THAT THE CLAIMANT THEREIN STATED IS JUSTLY DUE AND OWING; AND THAT THE AMOUNT CHARGED IS A REASONABLE ONE.		HAVING KNOWLEDGE OF THE FACTS IN THE COURSE OF REGULAR PROCEDURES, I CERTIFY THAT THE MATERIALS AND SUPPLIES HAVE BEEN RECEIVED OR THE SERVICES RENDERED; SAID CERTIFICATION IS BASED ON DELIVERY SLIPS ACKNOWLEDGED BY A MUNICIPAL OFFICIAL OR EMPLOYEE OR OTHER REASONABLE PROCEDURES.		<i>R. Suarez</i>	
See Attached				COMMISSIONER	
VENDOR SIGN HERE		DEPARTMENT HEAD		COMMISSIONER	
OFFICIAL POSITION DATE		CERTIFICATION OF FUNDS AVAILABILITY		PURCHASE ORDER APPROVED - PURCHASING AGENT	
SIGN AND RETURN ONLY THIS ORIGINAL FOR PAYMENT		<i>[Signature]</i> CHIEF FINANCIAL OFFICER		<i>[Signature]</i>	

VOUCHER COPY - SIGN AT X AND RETURN FOR PAYMENT

# INVOICE



**BERGEN COUNTY**  
**Humane**  
**Enforcement**

P.O.BOX 1172, FORT LEE, NJ 07024  
Phone (201) 621-4111 E: ACOJOB1@Gmail.com

INVOICE #105  
DATE: JUNE 25, 2014

**TO:**  
BOROUGH OF WEST NEW YORK, NJ  
HEALTH DEPARTMENT  
428 60<sup>th</sup> STREET  
WEST NEW YORK, NJ 07093

**FOR:**  
ANIMAL CONTROL SERVICES  
MONTH OF JULY

[P.O. #]

DESCRIPTION	CONTRACT \$	MONTH	AMOUNT
ANIMAL CONTROL SERVICES FOR JULY  DEPT. OF HEALTH HUMAN SERVICES OFFICE 2014 JUN 26 A 9:52	\$18,000	JULY	\$1500.00
TOTAL			\$1500.00

Please make all checks payable to: **Bergen County Humane Enforcement**

**We appreciate and thank you for your business!**



**West New York Health Department**

428 - 60th Street, Room 30  
West New York, N.J. 07093  
(201) 295-5070 Fax (201) 295-0769

**Felix Roque, M.D.**  
Mayor

**Vincent A. Rivelli, M.S.**  
Health Officer

**Dr. Gina Miranda-Diaz, DNP, MPH, RN**  
Director

**Maria Alvarez**  
Registrar of Vital Statistics

July 23, 2014

Carmela Riccio  
Town Clerks Office

OPRA Request tracking # 5167

The bills and receipts for animal sheltering would come from revenue and finance.

Animal Control calls and emergencies are handled by Geoffrey Santini.

Stray animals are picked up by Bergen County Protect and Rescue. They are located at 302 2<sup>nd</sup> street, Cliffside Park, NJ 07010. They are the shelter and pound that hold all our stray animals.

Thank you,

Geoffrey Santini  
Humane Law Enforcement Officer

RECEIVED  
2014 JUL 24 A 11:37  
TOWN CLERK'S OFFICE  
WEST NEW YORK, N.J.

MEMO TO: Carmela Riccie, RMC

FROM: Stephanie Dilone, Payroll

DATE: September 29, 2014

RE: Request for Public Records  
Tracking No.: 5318 (Erica Huddy)

In response to the above-referenced OPRA request, please be advised that Mr. Geoffrey Santini's salary is \$49,500.

Should you require any additional information, please do not hesitate to contact me at Ext. 5210

Date: 09-12-14  
Client: Jeff Township of West New York  
428 60th St  
West New York, NJ 07093  
(201)822-7333

Ridgefield Park Animal Hospital  
CLIENT ACCOUNT REGISTER

Page: 1  
Account: 11963

Please pay balance.  
Thank you

Date	Type	For	Code	Description	Qty	Amount	Balance
09-09-14	I			Invoice No. 163284		0.00	7979.18
09-09-14	S	Yorkie 4	N	NOTE		0.00	7979.18
09-09-14	S	Yorkie 3	N	NOTE		0.00	7979.18
09-09-14	S	Yorkie 2	N	NOTE		0.00	7979.18
09-09-14	I			Invoice No. 163281		0.00	7979.18
09-09-14	S	Yorkie 1	N	NOTE		0.00	7979.18
09-05-14	I			Invoice No. 163183		705.00	7979.18
09-05-14	S	Shebu (11963)	372C1	Observation 26-50 lbs (Sun/Holidays)	2	60.00	7979.18
09-05-14	S	Shebu (11963)	372C	Observation 26-50 lbs.	7	175.00	7919.18
09-05-14	S	Lamby (11963)	372C1	Observation 26-50 lbs (Sun/Holidays)	2	60.00	7744.18
09-05-14	S	Lamby (11963)	372C	Observation 26-50 lbs.	7	175.00	7684.18
09-05-14	S	Arnold (11963)	372C1	Observation 26-50 lbs (Sun/Holidays)	2	60.00	7509.18
09-05-14	S	Arnold (11963)	372C	Observation 26-50 lbs.	7	175.00	7449.18
09-05-14	I			Invoice No. 163169		45.00	7274.18
09-05-14	S	Arnold (11963)	113	DH2PV /Distemper parvo combo		15.00	7274.18
09-05-14	S	Arnold (11963)	KCA	Bordetella Annual		15.00	7259.18
09-05-14	S	Arnold (11963)	115	Rabies 3 year booster		15.00	7244.18
09-05-14	S	Arnold (11963)	B	Chart-Follow up-Former BW #		0.00	7229.18
09-05-14	I			Invoice No. 163167		90.20	7229.18
09-05-14	S	Shebu (11963)	MOMETAS	Mometamax 30gm #59513		45.20	7229.18
09-05-14	S	Shebu (11963)	KCA	Bordetella Annual		15.00	7183.98
09-05-14	S	Shebu (11963)	113	DH2PV /Distemper parvo combo		15.00	7168.98
09-05-14	S	Shebu (11963)	115	Rabies 3 year booster		15.00	7153.98
09-05-14	S	Shebu (11963)	B	Chart-Follow up-Former BW #		0.00	7138.98
09-05-14	I			Invoice No. 163165		45.00	7138.98
09-05-14	S	Lamby (11963)	KCA	Bordetella Annual		15.00	7138.98
09-05-14	S	Lamby (11963)	113	DH2PV /Distemper parvo combo		15.00	7123.98
09-05-14	S	Lamby (11963)	115	Rabies 3 year booster		15.00	7108.98
09-05-14	S	Lamby (11963)	B	Chart-Follow up-Former BW #		0.00	7093.98
09-04-14	I			Invoice No. 163146		783.40	7093.98
09-04-14	S	Yorkie 4	ENROFLA	Enrofloxacin 22.7mg/ml #59489	20	21.20	7093.98
09-04-14	S	Yorkie 4	MOMETAS	Mometamax 15gm #59488		32.40	7072.78
09-04-14	S	Yorkie 4	SKINCYTO	SKINCYTOLOGY 1 SLIDE IN HOUSE		25.60	7040.38
09-04-14	F	Yorkie 4	PERIODITI	PERIODITI PERIODONTITIS		0.00	7014.78
09-04-14	F	Yorkie 4	EARINFEC	EAR INFECTION		0.00	7014.78
09-04-14	F	Yorkie 4	MPLI	Medial Patella Luxation		0.00	7014.78
09-04-14	S	Yorkie 4	566	Heartworm Test (H)		20.00	7014.78
09-04-14	S	Yorkie 4	KFA	Bordetella Annual		15.00	6994.78

Date: 09-12-14  
 Client: Jeff Township of West New York

Ridgefield Park Animal Hospital  
 CLIENT ACCOUNT REGISTER  
 Page: 2  
 Account: 11963

Date	Type	For	Code	Description	Qty	Amount	Balance
09-04-14	S	Yorkie 2	SKINCYTOLOGY 1 SLIDE IN HOUSE		25.60	6660.38	
09-04-14	S	Yorkie 2	566 Heartworm Test (H)		20.00	6634.78	
09-04-14	S	Yorkie 2	XS SINGLE X RAY		80.00	6614.78	
09-04-14	S	Yorkie 2	115 Rabies 3 year booster		15.00	6534.78	
09-04-14	S	Yorkie 2	113 DH2PV /Distemper parvo combo		15.00	6519.78	
09-04-14	S	Yorkie 2	KCA Bordetella Annual		15.00	6504.78	
09-04-14	S	Yorkie 2	OVST OFFICE VISIT SHELTER OR TOWN		35.00	6489.78	
09-04-14	F	Yorkie 1	EARINFEC EAR INFECTION		0.00	6454.78	
09-04-14	F	Yorkie 1	PERIODITI PERIODONTITIS		0.00	6454.78	
09-04-14	S	Yorkie 1	ENROFLA Enrofloxacin 22.7mg/ml #59487	20	21.20	6454.78	
09-04-14	S	Yorkie 1	MOMETAI Mometamax 15gm #59486		32.40	6433.58	
09-04-14	S	Yorkie 1	SKINCYTOLOGY 1 SLIDE IN HOUSE		25.60	6401.18	
09-04-14	S	Yorkie 1	566 Heartworm Test (H)		20.00	6375.58	
09-04-14	S	Yorkie 1	115 Rabies 3 year booster		15.00	6355.58	
09-04-14	S	Yorkie 1	KCA Bordetella Annual		15.00	6340.58	
09-04-14	S	Yorkie 1	113 DH2PV /Distemper parvo combo		15.00	6325.58	
<b>Invoice No. 163133 Tax: 0.00</b>							
09-04-14	I	Yorkie 4	ANNUALC Annual check up and immunization		70.00	6310.58	
09-04-14	F	Yorkie 4	A Chart-Former BW #		0.00	6310.58	
09-04-14	S	Yorkie 4	ANNUALC Annual check up and immunization		0.00	6310.58	
09-04-14	F	Yorkie 3	A Chart-Former BW #		0.00	6310.58	
09-04-14	S	Yorkie 3	POSSPRE Possible Pregnant		0.00	6310.58	
09-04-14	F	Yorkie 2	ANNUALC Annual check up and immunization		0.00	6310.58	
09-04-14	F	Yorkie 2	A Chart-Former BW #		0.00	6310.58	
09-04-14	S	Yorkie 2	OVST OFFICE VISIT SHELTER OR TOWN		35.00	6310.58	
09-04-14	S	Yorkie 1	ANNUALC Annual check up and immunization		0.00	6275.58	
09-04-14	F	Yorkie 1	A Chart-Former BW #		0.00	6275.58	
09-04-14	S	Hermes (11963)	OVST OFFICE VISIT SHELTER OR TOWN		35.00	6275.58	
<b>Invoice No. 163113 Tax: 0.00</b>							
09-03-14	I	New Dog	EUTHANI Euthanasia-ANIMAL CONTROL		100.00	6240.58	
09-03-14	S				100.00	6240.58	
<b>Invoice No. 163109 Tax: 0.00</b>							
09-03-14	I	Shebu (11963)	MOMETAS Mometamax 30gm #59463		45.20	6140.58	
09-03-14	S	Shebu (11963)	SKINCYTOLOGY 1 SLIDE IN HOUSE		25.60	6095.38	
09-03-14	S	Shebu (11963)	B Chart-Follow up-Former BW #		0.00	6069.78	
<b>Invoice No. 163103 Tax: 0.00</b>							
09-03-14	I		EUTHANI Euthanasia-ANIMAL CONTROL		100.00	6069.78	
09-03-14	S		PVS111 Euthasol sol	6	100.00	6069.78	
09-03-14	S	DEGI 9-3-2014	TOR Torbutrol Inj 10mg/ml	0.20	0.00	5969.78	
09-03-14	S	DOGI 9-3-2014	KET Ketaset 100mg 10 ml	1.80	0.00	5969.78	
<b>Invoice No. 163004 Tax: 0.00</b>							
08-30-14	I	Shebu (11963)	RXZ723 Adult Wellness with Fecal & HWT		401.28	5969.78	
08-30-14	S	Lambly (11963)	RXZ723 Adult Wellness with Fecal & HWT		133.76	5969.78	
08-30-14	S	Arnold (11963)	PY773 Adult Wellness with Fecal & HWT		133.76	5836.02	
08-30-14	S				133.76	5702.26	

Date	Type	For	Code	Description	Qty	Amount	Balance
08-25-14	S	DOG 1 8-25-2014	TOR	Torbutrol Inj 10mg/ml	0.10	0.00	5363.50
08-25-14	S	DOG 1 8-25-2014	KET	Ketaset 100mg 10 ml		0.00	5363.50
08-22-14	I			Invoice No. 162708	Tax 0.00	100.00	5363.50
08-22-14	S	CAT 1 8-22-2014	EUTHANI	Euthanasia-ANIMAL CONTROL		100.00	5363.50
08-22-14	S	CAT 1 8-22-2014	PVS111	Euthasol sol	1.50	0.00	5263.50
08-22-14	S	CAT 1 8-22-2014	TOR	Torbutrol Inj 10mg/ml	0.05	0.00	5263.50
08-22-14	S	CAT 1 8-22-2014	KET	Ketaset 100mg 10 ml	0.45	0.00	5263.50
08-20-14	I			Invoice No. 162628	Tax 0.00	100.00	5263.50
08-20-14	S	CAT1 8-20-2014	EUTHANI	Euthanasia-ANIMAL CONTROL		100.00	5263.50
08-20-14	S	CAT1 8-20-2014	PVS111	Euthasol sol	1.50	0.00	5163.50
08-20-14	S	CAT1 8-20-2014	TOR	Torbutrol Inj 10mg/ml	0.10	0.00	5163.50
08-20-14	S	CAT1 8-20-2014	KET	Ketaset 100mg 10 ml	0.50	0.00	5163.50
08-18-14	I			Invoice No. 162541	Tax 0.00	130.00	5163.50
08-18-14	S	Hermes (11963)	N	NOTE		0.00	5163.50
08-18-14	S	Hermes (11963)	115	Rabies 3 year booster		30.00	5163.50
08-18-14	S	CANINE 1 8-18-201	EUTHANI	Euthanasia-ANIMAL CONTROL		100.00	5133.50
08-18-14	S	CANINE 1 8-18-201	PVS111	Euthasol sol	7	0.00	5033.50
08-18-14	S	CANINE 1 8-18-201	TOR	Torbutrol Inj 10mg/ml	0.10	0.00	5033.50
08-18-14	S	CANINE 1 8-18-201	KET	Ketaset 100mg 10 ml	0.90	0.00	5033.50
08-12-14	I			Invoice No. 162367	Tax 0.00	200.00	5033.50
08-12-14	F	Hermes (11963)	VAXGEN	VACCINES		0.00	5033.50
08-12-14	F	Hermes (11963)	ALT	ALTER		0.00	5033.50
08-12-14	S	Hermes (11963)	A	Chart-Former BW #0.00lbs		0.00	5033.50
08-12-14	S	CAT2 8-12-2014	EUTHANI	Euthanasia-ANIMAL CONTROL		100.00	5033.50
08-12-14	S	CAT2 8-12-2014	PVS111	Euthasol sol	1.50	0.00	4933.50
08-12-14	S	CAT2 8-12-2014	TOR	Torbutrol Inj 10mg/ml	0.05	0.00	4933.50
08-12-14	S	CAT2 8-12-2014	KET	Ketaset 100mg 10 ml	0.45	0.00	4933.50
08-12-14	S	CAT1 8-12-2014	EUTHANI	Euthanasia-ANIMAL CONTROL		100.00	4933.50
08-12-14	S	CAT1 8-12-2014	PVS111	Euthasol sol	1.50	0.00	4833.50
08-12-14	S	CAT1 8-12-2014	TOR	Torbutrol Inj 10mg/ml	0.05	0.00	4833.50
08-12-14	S	CAT1 8-12-2014	KET	Ketaset 100mg 10 ml	0.45	0.00	4833.50
08-07-14	I			Invoice No. 162207	Tax 0.00	100.00	4833.50
08-07-14	S	CAT1 8-7-2014	EUTHANI	Euthanasia-ANIMAL CONTROL		100.00	4833.50
08-07-14	S	CAT1 8-7-2014	PVS111	Euthasol sol	1.50	0.00	4733.50
08-07-14	S	CAT1 8-7-2014	TOR	Torbutrol Inj 10mg/ml	0.05	0.00	4733.50
08-07-14	S	CAT1 8-7-2014	KET	Ketaset 100mg 10 ml	0.45	0.00	4733.50
08-01-14	I			Invoice No. 162022	Tax 0.00	100.00	4733.50
08-01-14	S	CAT -1 08-01-2014	EUTHANI	Euthanasia-ANIMAL CONTROL		100.00	4733.50
08-01-14	S	CAT -1 08-01-2014	PVS111	Euthasol sol	2	0.00	4633.50
08-01-14	S	CAT -1 08-01-2014	TOR	Torbutrol Inj 10mg/ml	0.02	0.00	4633.50
08-01-14	S	CAT -1 08-01-2014	KET	Ketaset 100mg 10 ml	0.18	0.00	4633.50
08-01-14	C	Rltia /1196317-21-14N		NOTE- cant invoice with balance rltia		0.00	4633.50

Date: 09-12-14  
 Client: Jeff Township of West New York

Ridgefield Park Animal Hospital  
 CLIENT ACCOUNT REGISTER

Page: 4  
 Account: 11963

Date	Type	For	Code	Description	Qty	Amount	Balance
07-21-14	S	CAT3 7-21-2014	EUTHANI	Euthanasia-ANIMAL CONTROL		100.00	4433.50
07-21-14	S	CAT2 07-21-2014	EUTHANI	Euthanasia-ANIMAL CONTROL		100.00	4333.50
07-21-14	S	CAT2 07-21-2014	KET	Ketaset 100mg 10 ml	0.02	0.00	4233.50
07-21-14	S	CAT2 07-21-2014	PVS111	Euthasol sol	0.50	0.00	4233.50
07-21-14	S	CAT01 7-21-2014	VAL	Diazepam inj 5mg/ml		0.00	4233.50
07-21-14	S	CAT01 7-21-2014	TOR	Torbutrol Inj 10mg/ml	0.10	0.00	4233.50
07-21-14	S	CAT01 7-21-2014	KET	Ketaset 100mg 10 ml	0.90	0.00	4233.50
07-21-14	S	CAT01 7-21-2014	PVS111	Euthasol sol		0.00	4233.50
07-21-14	S	CAT01 7-21-2014	EUTHANI	Euthanasia-ANIMAL CONTROL		100.00	4233.50
07-21-14	S	Blue (11963)7-21-14VAL		Diazepam inj 5mg/ml		0.00	4133.50
07-21-14	S	Blue (11963)7-21-14TOR		Torbutrol Inj 10mg/ml	0.10	0.00	4133.50
07-21-14	S	Blue (11963)7-21-14KET		Ketaset 100mg 10 ml		0.00	4133.50
07-21-14	S	Blue (11963)7-21-14PVS111		Euthasol sol	6	0.00	4133.50
07-21-14	S	Blue (11963)7-21-14EUTHANI		Euthanasia-ANIMAL CONTROL		100.00	4133.50
07-17-14	I			<b>Invoice No. 161504</b>		<b>Tax: 0.00</b>	<b>4033.50</b>
07-17-14	S	DOG -3 7-17-2014	EUTHANI	Euthanasia-ANIMAL CONTROL		100.00	4033.50
07-17-14	S	DOG -3 7-17-2014	PVS111	Euthasol sol	6	0.00	3933.50
07-17-14	S	DOG -3 7-17-2014	VAL	Diazepam inj 5mg/ml	5	0.00	3933.50
07-17-14	I			<b>Invoice No. 161486</b>		<b>Tax: 0.00</b>	<b>3933.50</b>
07-17-14	S	Girle Gir	372C1	Observation 26-50 lbs (Sun/Holidays)	3	72.00	3933.50
07-17-14	S	Girle Gir	372C	Observation 26-50 lbs.	9	144.00	3861.50
07-17-14	S	DOG-2 07-17-2014	EUTHANI	Euthanasia-ANIMAL CONTROL		100.00	3717.50
07-17-14	S	DOG-2 07-17-2014	PVS111	Euthasol sol	2	0.00	3617.50
07-17-14	S	DOG-2 07-17-2014	VAL	Diazepam inj 5mg/ml	2	0.00	3617.50
07-17-14	S	DOG-1 07-17-2014	EUTHANI	Euthanasia-ANIMAL CONTROL		100.00	3617.50
07-17-14	S	DOG-1 07-17-2014	PVS111	Euthasol sol	3	0.00	3517.50
07-17-14	S	DOG-1 07-17-2014	TOR	Torbutrol Inj 10mg/ml	0.10	0.00	3517.50
07-17-14	S	DOG-1 07-17-2014	KET	Ketaset 100mg 10 ml		0.00	3517.50
07-17-14	S	DOG-1 07-17-2014	N	NOTE		0.00	3517.50
07-17-14	S	CAT-1. 07-17-2014	EUTHANI	Euthanasia-ANIMAL CONTROL		100.00	3517.50
07-17-14	S	CAT-1. 07-17-2014	PVS111	Euthasol sol		0.00	3417.50
07-17-14	S	CAT-1. 07-17-2014	TOR	Torbutrol Inj 10mg/ml	0.05	0.00	3417.50
07-17-14	S	CAT-1. 07-17-2014	KET	Ketaset 100mg 10 ml	0.50	0.00	3417.50
07-17-14	S	CAT-1. 07-17-2014	N	NOTE		0.00	3417.50
07-16-14	I			<b>Invoice No. 161445</b>		<b>Tax: 0.00</b>	<b>3417.50</b>
07-16-14	V			Visa payment	0	-200.00	3417.50
07-16-14	S	Buddy	VS	Your Receptionist Today is Victoria		0.00	3617.50
07-16-14	S	Buddy		Euthanasia w/head		200.00	3617.50
07-16-14	F	Buddy	EUTH	EUTHANASIA		0.00	3417.50
07-16-14	S	Buddy	A	Chart-Former BW #(0.00lb)		0.00	3417.50
07-15-14	I			<b>Invoice No. 161413</b>		<b>Tax: 0.00</b>	<b>3417.50</b>
07-15-14				SEND BILL UP TO 7-15-2014		500.00	3417.50

Date: 09-12-14  
 Client: Jeff Township of West New York

Ridgefield Park Animal Hospital  
 CLIENT ACCOUNT REGISTER

Page: 5  
 Account: 11963

Date	Type	For	Code	Description	Qty	Amount	Balance
07-15-14	S	KITTY-1 07/15/2014	EUTHANI	Euthanasia-ANIMAL CONTROL		100.00	3017.50
07-15-14	S	KITTY-1 07/15/2014	PVS111	Euthasol sol	0.50	0.00	2917.50
07-15-14	S	KITTY-1 07/15/2014	TOR	Torbutrol Inj 10mg/ml	0.03	0.00	2917.50
07-15-14	S	KITTY-1 07/15/2014	KET	Ketaset 100mg 10 ml	0.30	0.00	2917.50
<b>Invoice No. 161412 Tax: 0.00</b>							<b>200.00</b>
07-15-14	I			Euthanasia-ANIMAL CONTROL		100.00	2917.50
07-15-14	S	DOG07152014	PVS111	Euthasol sol	4	0.00	2817.50
07-15-14	S	DOG07152014	TOR	Torbutrol Inj 10mg/ml	0.05	0.00	2817.50
07-15-14	S	DOG07152014	KET	Ketaset 100mg 10 ml	0.50	0.00	2817.50
07-15-14	S	CAT07152014	EUTHANI	Euthanasia-ANIMAL CONTROL		100.00	2817.50
07-15-14	S	CAT07152014	PVS111	Euthasol sol	1.50	0.00	2717.50
07-15-14	S	CAT07152014	TOR	Torbutrol Inj 10mg/ml	0.05	0.00	2717.50
07-15-14	S	CAT07152014	KET	Ketaset 100mg 10 ml	0.45	0.00	2717.50
<b>Invoice No. 161394 Tax: 0.00</b>							<b>873.50</b>
07-15-14	I			Euthasol sol	15	0.00	2717.50
07-15-14	S	Dog 4	TORB	Torbutrol inj 0.5mg/ml	0.20	9.50	2717.50
07-15-14	S	Dog 4	KET	Ketaset 100mg 10 ml	1.80	0.00	2708.00
07-15-14	S	Dog 4	EUTHANI	Euthanasia-ANIMAL CONTROL		100.00	2708.00
07-15-14	S	Dog 3 (11963)	EUTHANI	Euthanasia-ANIMAL CONTROL		100.00	2608.00
07-15-14	S	Dog 3 (11963)	TOR	Torbutrol Inj 10mg/ml	0.10	0.00	2508.00
07-15-14	S	Dog 3 (11963)	PVS111	Euthasol sol	5	0.00	2508.00
07-15-14	S	Dog 3 (11963)	KET	Ketaset 100mg 10 ml		0.00	2508.00
07-15-14	S	Dog 2 (11963)	EUTHANI	Euthanasia-ANIMAL CONTROL		100.00	2508.00
07-15-14	S	Dog 2 (11963)	TOR	Torbutrol Inj 10mg/ml	0.10	0.00	2408.00
07-15-14	S	Dog 2 (11963)	PVS111	Euthasol sol	5	0.00	2408.00
07-15-14	S	Dog 2 (11963)	KET	Ketaset 100mg 10 ml		0.00	2408.00
07-15-14	S	Dog 1 (11963)	EUTHANI	Euthanasia-ANIMAL CONTROL		100.00	2408.00
07-15-14	S	Dog 1 (11963)	TOR	Torbutrol Inj 10mg/ml	0.10	0.00	2308.00
07-15-14	S	Dog 1 (11963)	PVS111	Euthasol sol	12	0.00	2308.00
07-15-14	S	Dog 1 (11963)	KET	Ketaset 100mg 10 ml		0.00	2308.00
07-15-14	S	Chelsey (11963)	373C1	Observation 51-75 lbs (Sun/Holidays)	4	105.60	2308.00
07-15-14	S	Chelsey (11963)	373C	Observation 51-75	16	358.40	2202.40
<b>Invoice No. 161333 Tax: 0.00</b>							<b>0.00</b>
07-14-14	I			NOTE		0.00	1844.00
07-14-14	S	Maddie (11963)	N			0.00	1844.00
<b>Invoice No. 161430 Tax: 0.00</b>							<b>415.20</b>
07-12-14	I			Observation 51-75 lbs (Sun/Holidays)	3	79.20	1844.00
07-12-14	S	Maddie (11963)	373C1	Observation 51-75	15	336.00	1764.80
07-12-14	S	Maddie (11963)	373C				
<b>Invoice No. 161259 Tax: 0.00</b>							<b>0.00</b>
07-11-14	I			Cash payment	0	-61.60	1428.80
07-11-14	C						1428.80
<b>Invoice No. 161158 Tax: 0.00</b>							<b>172.00</b>
07-09-14	I			Dermatophyte Test/ In house #58136		36.00	1490.40
07-09-14	S	Maddie (11963)	DTM	Dermatophyte Test/ In house #58135		36.00	1454.40
07-09-14	S	Chelsey (11963)	DTM				

Date: 09-12-14  
 Client: Jeff Township of West New York

Ridgefield Park Animal Hospital  
 CLIENT ACCOUNT REGISTER

Page: 6  
 Account: 11963

Date	Type	For	Code	Description	Qty	Amount	Balance
07-02-14	S	Pitbull-Union City	KET	Ketaset 100mg 10 ml	0.90	0.00	1007.20
07-01-14	I			Invoice No. 160911 Tax: 0.00		77.20	1007.20
07-01-14	S	Girlie Girl	OV	Office Visit/Exam		41.60	1007.20
07-01-14	S	Girlie Girl	A	Chart-Former BW #		0.00	965.60
07-01-14	S	Girlie Girl	NEOE	Neo Poly Bac Eye Ointment #58102		35.60	965.60
06-30-14	I			Invoice No. 160957 Tax: 0.00		0.00	930.00
06-30-14	B			Balance brought forward		0.00	930.00
06-28-14	I			Invoice No. 160816 Tax: 0.00		0.00	930.00
06-28-14	F	Gizmo	CHECKUP	CHECKUP		0.00	930.00
06-28-14	S	Gizmo	A	Chart-Former BW #		0.00	930.00
06-28-14	T	Aspyn	PK328500	Pro-Biolac Kitten 8oz		0.00	930.00
06-28-14	S	Aspyn	OXYTETP	OXYTETRACYCLINE /POLMYCIN B OPH OINT #		0.00	930.00
06-28-14	S	Aspyn	6155	Clavamox Drops 62.5 mg/ ml 15ml. Liq #58		0.00	930.00
06-28-14	F	Aspyn	CONJUNC	CONJUNCTIVITIS		0.00	930.00
06-28-14	F	Aspyn	CHECKUP	CHECKUP		0.00	930.00
06-28-14	S	Aspyn	A	Chart-Former BW #		0.00	930.00
06-28-14	I			Invoice No. 160815 Tax: 0.00		530.00	930.00
06-28-14	S	Maddie (11963)	115	Rabies 3 year booster		15.00	930.00
06-28-14	S	Maddie (11963)		Speical Disc		-115.00	915.00
06-28-14	F	Maddie (11963)	DEMDEX	DEMDEX		0.00	1030.00
06-28-14	S	Maddie (11963)	204	Skin Scraping AND CYTOLOGY		0.00	1030.00
06-28-14	S	Maddie (11963)	323	Spray Canine51-70lb./cath./fluid/EKG/ANTIB		365.00	1030.00
06-28-14	S	Maddie (11963)	TOR	Torbutrol Inj 10mg/ml	0.10	0.00	665.00
06-28-14	S	Maddie (11963)	KET	Ketaset 100mg 10 ml	0.60	0.00	665.00
06-28-14	F	Maddie (11963)	ALOP	HAIR LOSS (ALOPECIA)		0.00	665.00
06-28-14	F	Maddie (11963)	CHSKN	CHECK SKIN		0.00	665.00
06-28-14	F	Maddie (11963)	SPAY	SPAY		0.00	665.00
06-28-14	S	Maddie (11963)	A	Chart-Former BW #		0.00	665.00
06-28-14	S	Maddie (11963)	115	Rabies 3 year booster		15.00	665.00
06-28-14	S	Maddie (11963)		Special Disc		-115.00	650.00
06-28-14	S	Maddie (11963)	TOR	Torbutrol Inj 10mg/ml	0.10	0.00	765.00
06-28-14	S	Maddie (11963)	KET	Ketaset 100mg 10 ml	0.70	0.00	765.00
06-28-14	S	Maddie (11963)	SKIN	SKIN SCRAPING		0.00	765.00
06-28-14	S	Maddie (11963)	323	Spray Canine51-70lb./cath./fluid/EKG/ANTIB		365.00	765.00
06-28-14	F	Maddie (11963)	CHSKN	CHECK SKIN		0.00	400.00
06-28-14	F	Maddie (11963)	SPAY	SPAY		0.00	400.00
06-28-14	S	Maddie (11963)	A	Chart-Former BW #		0.00	400.00
06-27-14	I			Invoice No. 160808 Tax: 0.00		400.00	400.00
06-27-14	I			Invoice transferred from Client 11956			
06-27-14	S	Charlie (11956)	PVS111	Euthasol sol	3	0.00	400.00
06-27-14	S	Charlie (11956)	TOR	Torbutrol Inj 10mg/ml	0.08	0.00	400.00
06-27-14	S	Charlie (11956)	KET	Ketaset 100mg 10 ml	0.75	0.00	400.00

Date	Type	For	Code	Description	Qty	Amount	Balance
------	------	-----	------	-------------	-----	--------	---------

ACCOUNT TOTALS (since 06/12/14)

Non-Taxable	Taxable	Tax	Late Fees	Payments	Adjustments	Discount
8240.78	0.00	0.00	0.00	261.60	0.00	1342.82

# INVOICE



P.O.BOX 1172, FORT LEE, NJ 07024  
Phone (201) 621-4111 E: ACOJOB1@Gmail.com

INVOICE #106  
DATE: AUGUST 25, 2014

**TO:**  
BOROUGH OF WEST NEW YORK, NJ  
HEALTH DEPARTMENT  
428 60<sup>th</sup> STREET  
WEST NEW YORK, NJ 07093

**FOR:**  
ANIMAL CONTROL SERVICES  
MONTH OF SEPTEMBER

[P.O. #]

DESCRIPTION	CONTRACT \$	MONTH	AMOUNT
ANIMAL CONTROL SERVICES FOR SEPTEMBER	\$18,000	SEPTEMBER	\$1500.00
TOTAL			\$1500.00

Please make all checks payable to: ***Bergen County Humane Enforcement***

**We appreciate and thank you for your business!**

# INVOICE



**Bergen County**  
**Humane**  
**Enforcement**

324

P.O. BOX 1172, FORT LEE, NJ 07024  
Phone (201) 621-4111 E: ACOJOB1@Gmail.com

INVOICE #107  
DATE: SEPTEMBER 26, 2014

**TO:**  
BOROUGH OF WEST NEW YORK, NJ  
HEALTH DEPARTMENT  
428 60<sup>th</sup> STREET  
WEST NEW YORK, NJ 07093

**FOR:**  
ANIMAL CONTROL SERVICES  
MONTH OF OCTOBER

[P.O. #]

DESCRIPTION	CONTRACT \$	MONTH	AMOUNT
ANIMAL CONTROL SERVICES FOR OCTOBER	\$18,000	OCTOBER	\$1500.00
TOTAL			\$1500.00

Please make all checks payable to: **Bergen County Humane Enforcement**

**We appreciate and thank you for your business!**

TOWNSHIP OF WEEHAWKEN  
NEW JERSEY

Rola Dahboul  
Township Clerk

400 Park Avenue  
Weehawken, New Jersey 07086  
201-319-6025  
Fax: 201-866-8763  
Email: [RolaDahboul@TOW-NJ.net](mailto:RolaDahboul@TOW-NJ.net)

August 19, 2014

Ms. Erica Huddy  
1304 Manhattan Ave.  
Union City, New Jersey 07087

Re: OPRA Request

Dear Ms. Huddy:

I am in receipt of your OPRA request dated and received August 12, 2014. As the Township Clerk, I am responding thereto.

Please be advised that there are no government records responsive to this request as presented, as there is no contract between the Township and Mr. Santini or any others regarding animal control services.

As for payments by the Township to Mr. Santini, please be advised that Mr. Santini is a part-time employee of the Township, paid bi-weekly at the rate of \$15,000.00 per year.

Very truly yours,

Rola Dahboul, Clerk

RD:

cc: Richard P. Venino, Esq., Law Director  
C:\CORRESP\OPRA\Huddy Response.doc

# **MAYOR'S ALLIANCE FOR NYC'S ANIMALS**

## **Progress Report 2012**



**Mayor's Alliance  
for NYC's Animals®**

# MAYOR'S ALLIANCE FOR NYC's ANIMALS

- What is the Mayor's Alliance?
  - A coalition of animal shelters and rescue groups, with a common voice, working with NYC government and Animal Care & Control of NYC.
- What does the Mayor's Alliance do?
  - Functions as a liaison between the NYC government, Animal Care & Control of NYC, and local animal shelters and rescue groups.
  - Acts as a liaison between Maddie's Fund® and participating rescue organizations.
  - Serves as a resource for local animal shelters and rescue groups.

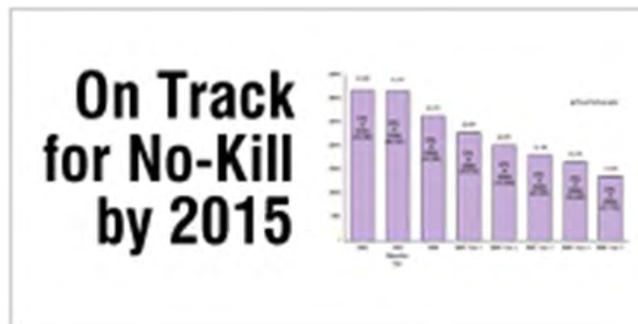
# TEN-YEAR STRATEGIC PLAN: Goal and Mission

## ○ Goal

- Powered by Maddie's Fund with the support of the ASPCA, to establish New York City as a no-kill community by 2015.

## ○ Mission

- Work with the City of New York toward the day when no New York City dog or cat of reasonable health and temperament is killed merely because he or she does not have a home.



# TEN-YEAR STRATEGIC PLAN:

## Four Core Objectives

- Eliminate the killing of healthy and treatable cats and dogs at Animal Care & Control of NYC through Four Core Objectives of our Ten-Year Strategic Plan:
  - Increase Adoptions
  - Decrease Animal Homelessness
  - Raise Awareness
  - Strengthen Resources

# TEN-YEAR STRATEGIC PLAN:

## Four Core Objectives

### Increase adoptions

- Increase number/type of adoption venues
  - Offer convenient and innovative access to homeless animals
- 

### Decrease homelessness

- Increase the number of spay/neutered owned cats & dogs and free-roaming cats
  - Strengthen pet retention in homes via information and education
  - Improve the likelihood of reuniting lost pets
- 

### Raise awareness

- Educate consumers on issues of homeless animals
  - Expand awareness of animal shelters & rescue groups
- 

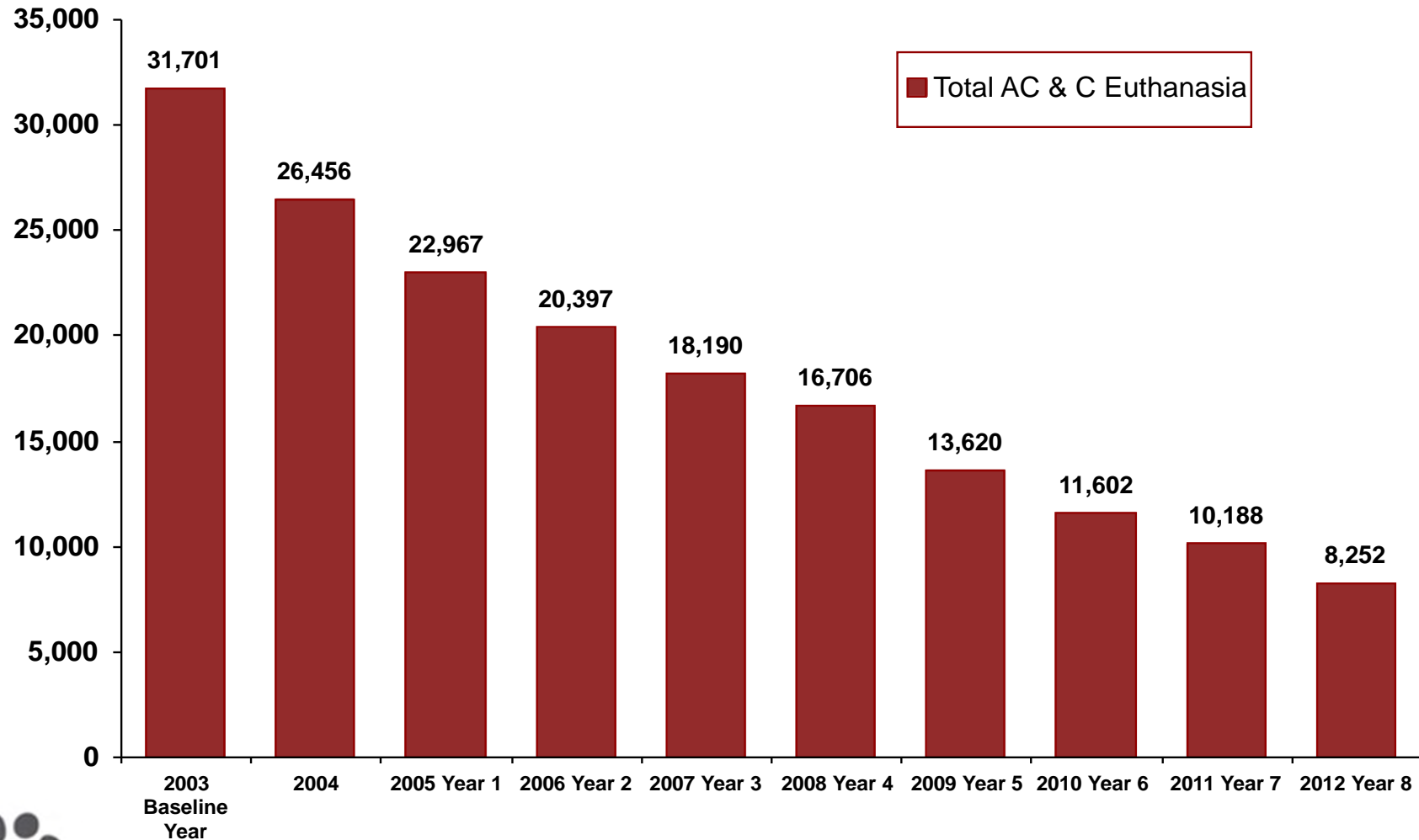
### Strengthen resources

- Strengthen efficiency and effectiveness of shelter and rescue group operations

# ACHIEVEMENTS

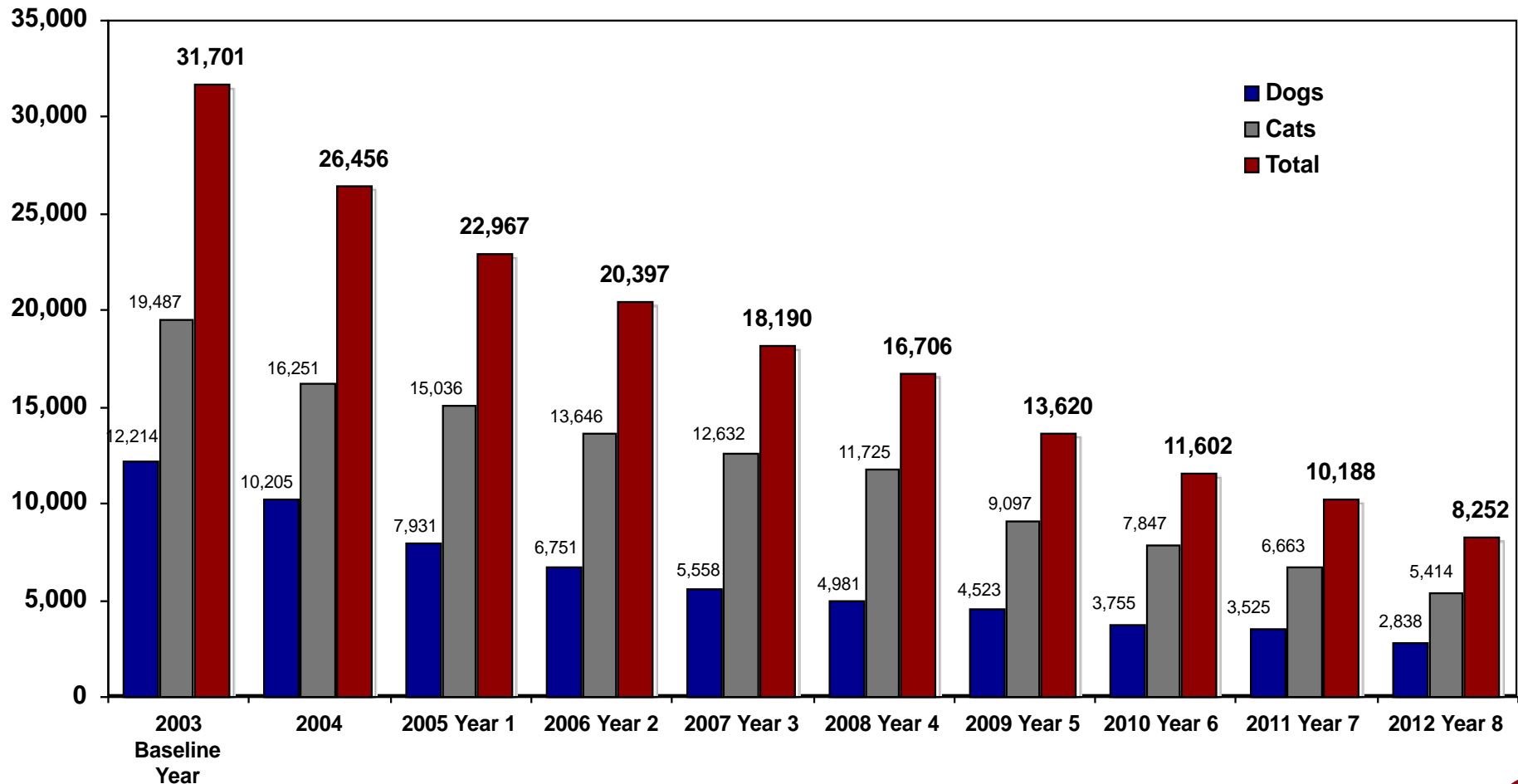
**2012 AC&C Euthanasia Reduction** – Euthanasia at AC&C has been reduced by 74% since 2003, resulting in 23,449 fewer deaths.

- 200,000 dogs' and cats' lives have been saved at AC&C since 2003.
- 17.5% of total euthanasia at AC&C in 2012 were owner requested.



# ACHIEVEMENTS

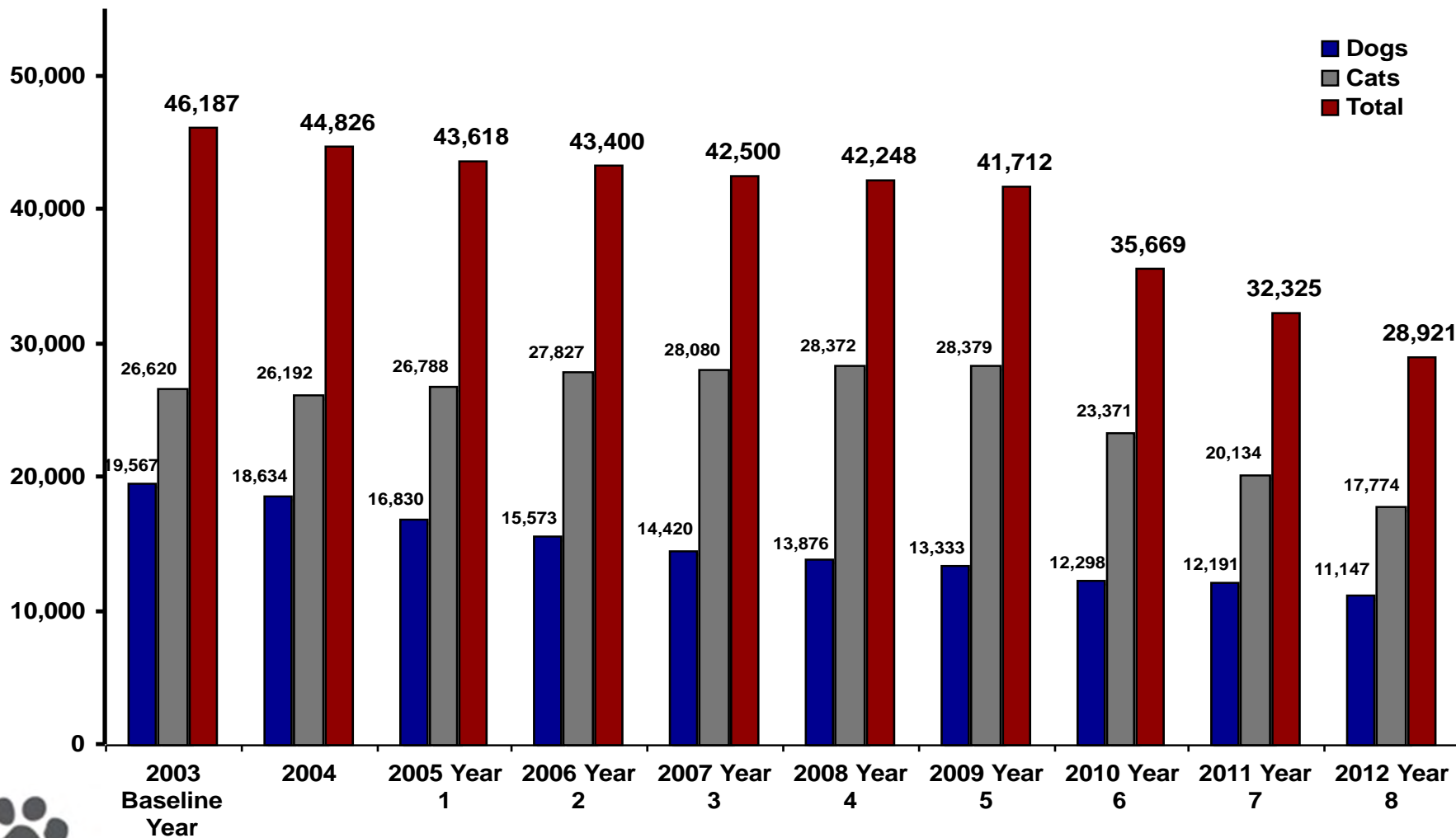
**2012 AC&C Euthanasia Reduction** – In 2012, 8,252 dogs and cats were euthanized at AC&C, down from 10,188 in 2011. 2,838 dogs and 5,414 cats were euthanized in 2012.



# ACHIEVEMENTS

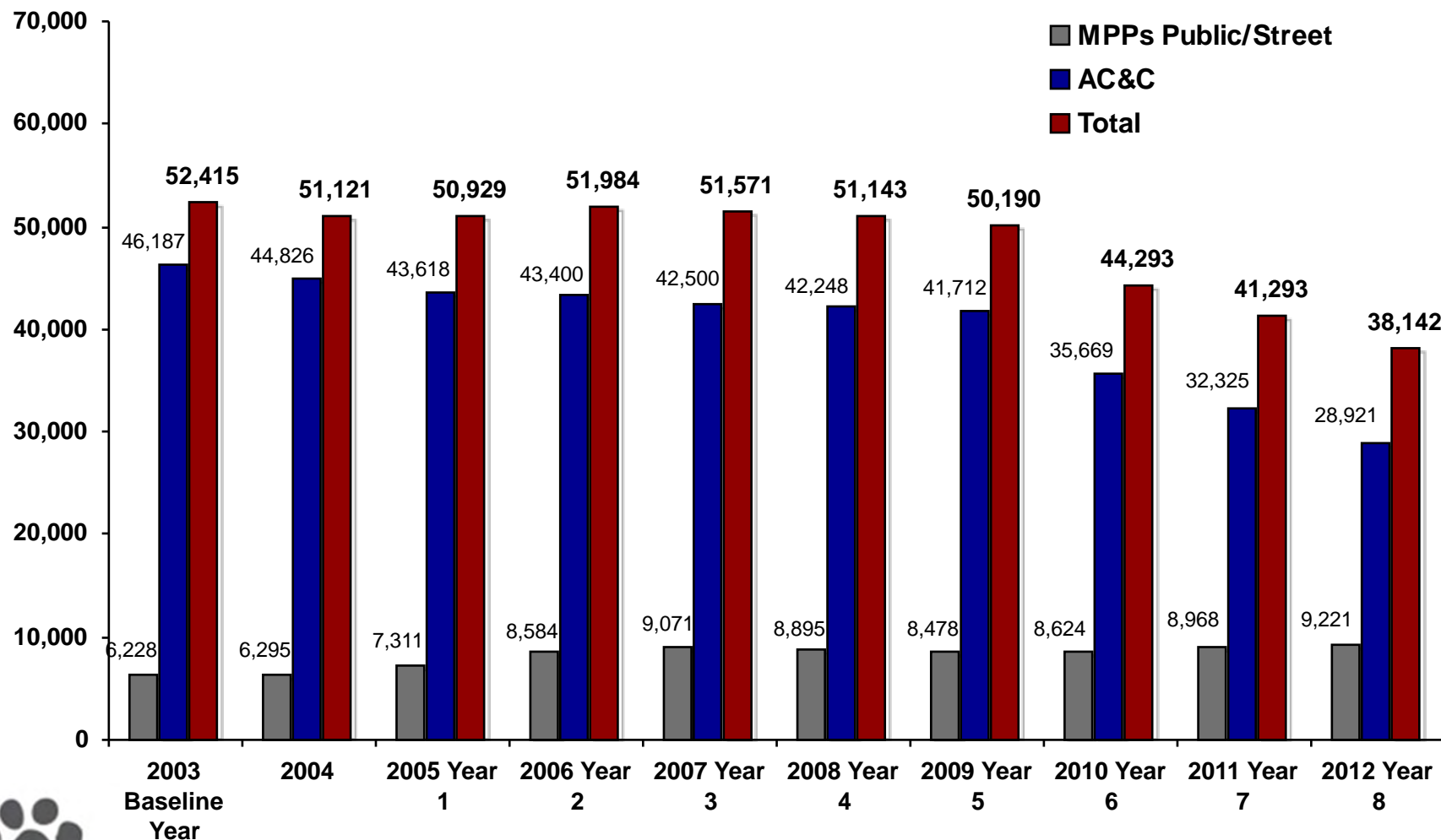
**2012 AC&C Intake Reduction** – In 2012, AC&C intake continued to decline, falling below 30,000 for the first time.

- Intake is down by 10.5% since 2011.
- The largest reduction continues to be cats, down 11.7% since 2011.
- Dog intake has consistently declined at a steady pace since 2003.



# ACHIEVEMENTS

**2012 Community Intake Reduction** In 2012, Community intake (includes AC&C and rescue groups participating in the Maddie's® Pet Rescue Project) fell below 40,000 for the first time in history. While intake remained relatively consistent in the first five years of the project, AC&C intake has consistently decreased over the past 3 years while MPP's intake has consistently increased.



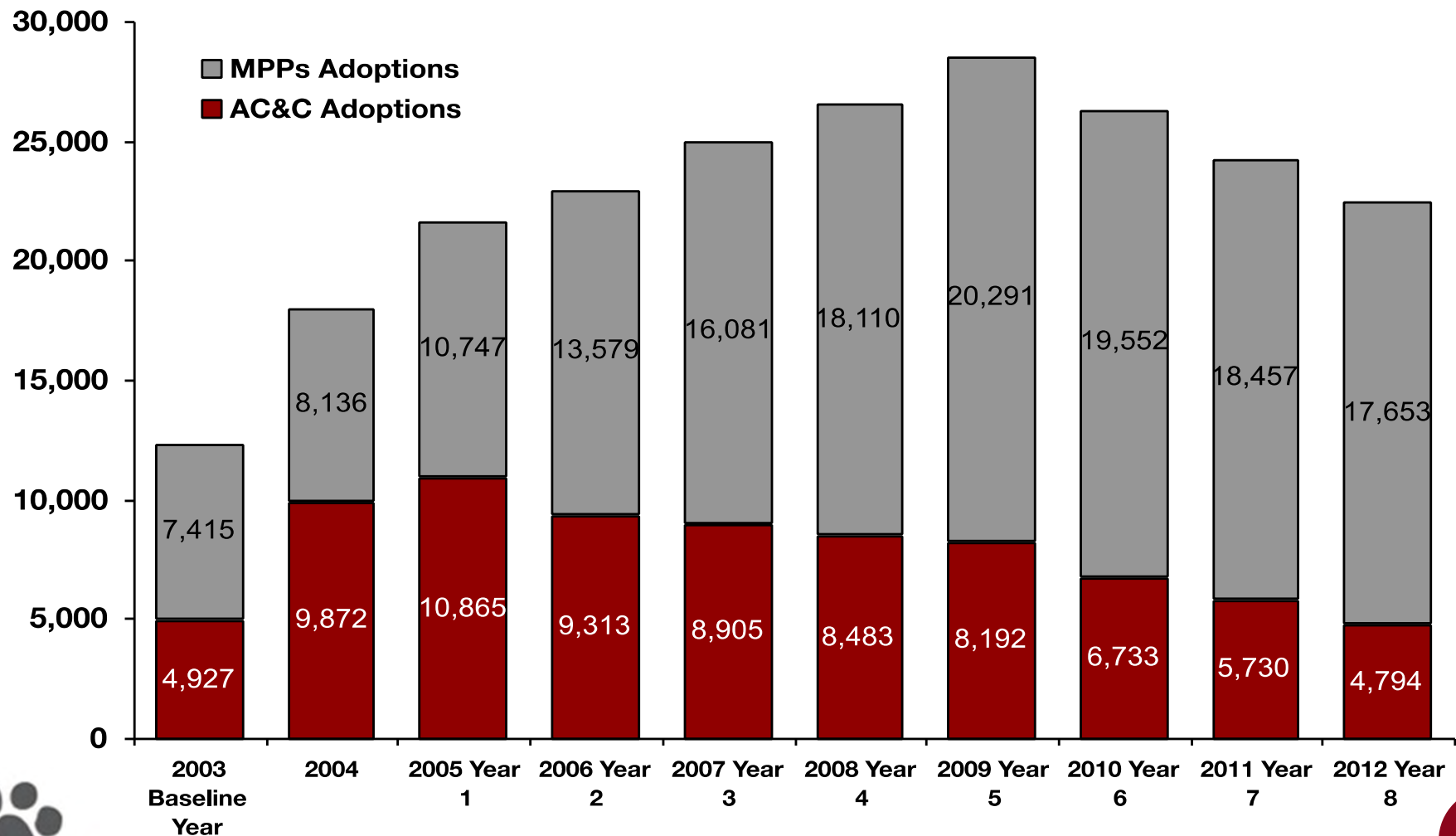
# ACHIEVEMENTS BY OBJECTIVE

## ○ Objective #1 – Increase Adoptions

- Animal Care & Control of NYC Transfer Initiative Grant
- Strengthen Communication: AC&C of NYC and Alliance Participating Organizations
- Wheels of Hope Transport Program
- Pets to the People – Mobile Adoptions
- Special Adoption Events
- NBC's *New York Live* TV Weekly Adoption Segment
- Consistent Adoption Locations
- Foster Care Network
- PVF Boarding and Medical Fund

# ACHIEVEMENTS

**Lives Saved Since 2003** – Between 2003 and 2012, over 230,000 dogs and cats were saved between AC&C and MPPs. Adoptions peaked in 2009 and began to decrease as intake at AC&C decreased.

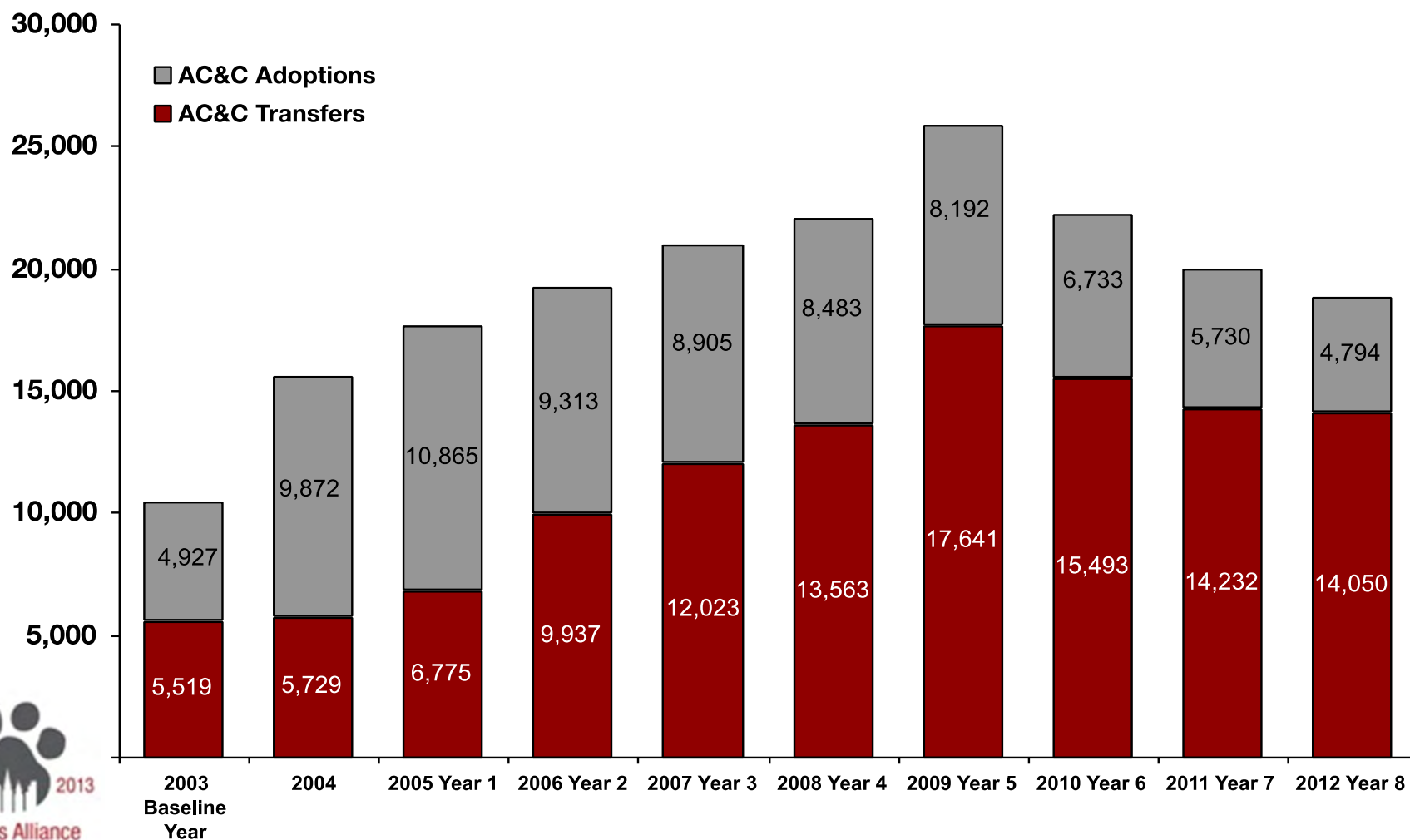


**Community – AC&C & Maddie's® Pet Partners (MPPs)**

# ACHIEVEMENTS

**2012 Transfers from AC&C** – Transfers from AC&C to all shelters and rescue groups (includes MPPs and other rescues) increased by over 154%, from 5,519 in 2003 to 14,050 in 2012.

- Transfers to shelters/rescue represent over 49% of intake at AC&C, compared to 44% in 2011.
- Total lives saved as a percentage of total intake in 2012 increased to over 75%, compared to 33% in 2003.
- 3 of every 4 lives were saved in 2012, compared to 1 in 3 in 2003.



# INCREASE ADOPTIONS:

## AC&C Transfer Initiative Grant



### NEW HOPE PROGRAM

NEW HOPE PARTNER  
ELIGIBILITY REQUIREMENTS, POLICIES,  
PROCEDURES, & AGREEMENT

March 2011

# INCREASE ADOPTIONS:

## Strengthen Communication: AC&C to APOs

### First Alerts – Dogs

#### FIRST ALERT

The following is a list of animals who recently arrived at AC&C care centers. Please contact the New Hope Department at the appropriate Care Center for more specific information about each animal.

To unsubscribe, please forward this message to [unsubscribe@nycacc.org](mailto:unsubscribe@nycacc.org). Please include your AC&C person id number.

*This alert is for use by New Hope Partners only. Please do not forward to anyone and do not post this alert on any website or any other forum.*

#### New Hope Contact List:

##### Brooklyn Center

(718) 272-6348 or (646) 210-5404

[BrooklynNewHopeStaff@nycacc.org](mailto:BrooklynNewHopeStaff@nycacc.org)

##### Manhattan Center

(212) 722-5839 or (917) 682-5616

[ManhattanNewHopeStaff@nycacc.org](mailto:ManhattanNewHopeStaff@nycacc.org)

##### ten Island Center

(718) 984-4024

[HopeStaff@nycacc.org](mailto:HopeStaff@nycacc.org)

**A0956542 - TOBY  
MALE, BROWN,  
PIT BULL MIX, 2**

**ys**

**STRAY -**

**ONHOLDHERE,**

**HOLD FOR DOH-**

**HB**

**Reason STRAY**

**Intake condition**

**NONE Intake Date**

**02/01/2013, From**

**NY 10457,**

**DueOut Date**

**02/04/2013,**

**Medical Behavior Evaluation YELLOW**

**Medical Summary**

**SCAN NEGATIVE BRIGHT, ALERT,  
RESPONSIVE, HYDRATED PHYSICAL  
EXAM- Very tense and nervous Mild dental  
tartar Intact male NOSF  
Weight 72.6**



# INCREASE ADOPTIONS:

## Strengthen Communication: AC&C to APOs

### First Alerts – Cats

**FIRST ALERT**

The following is a list of animals who recently arrived at AC&C care centers. Please contact the New Hope Department at the appropriate Care Center for more specific information about each animal.

To unsubscribe, please forward this message to [unsubscribe@nycacc.org](mailto:unsubscribe@nycacc.org). Please include your AC&C person id number.

*This alert is for use by New Hope Partners only. Please do not forward to anyone and do not post this alert on any website or any other forum.*

**New Hope Contact List:**

**Brooklyn Center**  
(718) 272-6348 or (646) 210-5404  
[BrooklynNewHopeStaff@nycacc.org](mailto:BrooklynNewHopeStaff@nycacc.org)

**Manhattan Center**  
(212) 722-5839 or (917) 682-5616  
[ManhattanNewHopeStaff@nycacc.org](mailto:ManhattanNewHopeStaff@nycacc.org)

**Staten Island Center**  
(718) 984-4024  
[SINewHopeStaff@nycacc.org](mailto:SINewHopeStaff@nycacc.org)

A0956719 -  
BUNNY  
FEMALE, BR  
TIGER / WHITE,  
DOMESTIC  
SH, 7 weeks  
STRAY -  
STRAY WAIT,  
NO HOLD  
Reason STRAY  
Intake condition  
NONE Intake  
Date  
02/04/2013,  
From NY 11207  
DueOut Date  
02/07/2013,  
Medical Behavior  
Evaluation GREEN  
Medical Summary  
SCAN NEGATIVE  
BRIGHT, ALERT,  
RESPONSIVE,  
HYDRATED  
PHYSICAL EXAM-  
WITHIN NORMAL  
LIMITS Slight  
thinning of hair on  
L.rear paw, woods  
lamp negative  
Female NOSF  
Weight 1.8



# INCREASE ADOPTIONS:

## Strengthen Communication: AC&C to APOs

### New Hope Special Pleas – Dogs

\*\*\* THIS EMAIL IS INTENDED FOR AC&C NEW HOPE PARTNERS, MAYOR'S ALLIANCE MEMBERS, & AFFILIATED RESCUE GROUPS ONLY \*\*\*

PLEASE CONTACT THE BROOKLYN NEW HOPE STAFF – DAILY 9:00 a.m. – 7:00 p.m.:

Emma Miller

Jess Van Brunt

Carianne Quigley

Phone: 718-272-6348 or 646-210-5404

Email: [BrooklynNewHopeStaff@nycacc.org](mailto:BrooklynNewHopeStaff@nycacc.org)

A volunteer came straight to the New Hope office to gush about Roscoe after taking him out for a photo shoot! She said Roscoe is "a total sweetheart who welcomes everyone with such a friendly disposition." He does need some leash training, but can already sit on command and shake paw. Roscoe loves to cuddle and be pet, but will be an energetic 11 month old when you want to play. Roscoe is also great with other dogs, and has even been our SAFER team's helper dog!

Roscoe A0956131- 11 month old Male, brown & white Pit Bull mix- 52.6 lbs- Stray, 1/26



# INCREASE ADOPTIONS:

## Strengthen Communication: AC&C to APOs

### New Hope Special Pleas – Cats

**PLEASE CONTACT THE MANHATTAN NEW HOPE STAFF – DAILY 9:00 a.m. – 7:00 p.m:**

**Kimberly Smyth \* Lu Wang \* Stephen Valentin**

**Phone: 917-682-5616; 212-722-5839**

**Email: [ManhattanNewHopeStaff@nycacc.org](mailto:ManhattanNewHopeStaff@nycacc.org)**

A volunteer writes: "Hi everyone, I'm Junior. I'm a chunky, chirpy, happy little man with a candy-pink nose, and I'm looking for a warm lap to curl up on forever. The volunteers who help take care of me tell me I'm affectionate and easygoing, and the card on my kennel door says I'm so well-behaved, I can go to almost any kind of home. I'm soft, sweet, and a good listener, and I'm ready to make my new pet parent feel really loved and cherished. Come on over to the Care Center and meet me today!

**A0955879 – Junior – Male – 5yr – Black DSH – 12.6 lbs**



# INCREASE ADOPTIONS: Wheels of Hope Transport Program


- Our most effective program for reducing and sustaining low euthanasia rates
- Wheels of Hope transports thousands of animals each year out of AC&C to no-kill shelters, rescue groups, foster/adoptive homes, and vet hospitals



# INCREASE ADOPTIONS:

## Wheels of Hope Transport Program

- Wheels of Hope is an essential link in the rescue chain in NYC
  - Public transportation doesn't allow for dog travel or multiple rescues at same time;
  - Most people don't own cars or drive;
  - Other options are cost-prohibitive
- Wheels of Hope is the physical conduit to make transfers and subsequent adoptions logistically and financially possible for the no-kill shelters and rescue groups



# INCREASE ADOPTIONS: Wheels of Hope Transport Program

- Carefully designed to maximize effectiveness, two Alliance staff transport coordinators work seven days a week to direct the multiple trips made by our team of drivers and fleet of vans



# INCREASE ADOPTIONS: Wheels of Hope Transport Program


- Helps AC&C by:
  - Moving animals out of shelter cages more quickly;
  - Opening up cage space for additional animals;
  - Reducing the numbers of animals euthanized for lack of space (formerly a major driver of euthanasia in NYC);
  - Supplementing AC&C's vastly reduced budget by providing free transportation alternatives



# INCREASE ADOPTIONS:

## Wheels of Hope Transport Program

- Helps no-kill shelters and rescue groups:
  - Reduces the chance that these pets will become ill (reducing suffering of animals and vet bills)
  - Provides the only free animal transportation in NYC with the ability to move dozens of animals at once
  - Supplements the resources of the Alliance rescue groups and shelters, allowing them to focus on what they do best: finding caring, permanent homes for the animals



# INCREASE ADOPTIONS:

## Wheels of Hope Transport Program

It works...

- More than **2 million miles** traveled saving the lives of the animals aboard
- More than **16,000 animals** transported in 2012 alone
- More than **55,000 animals** transported since the program began in 2005



# INCREASE ADOPTIONS: Pets to the People – Mobile Adoptions



## A close-up photograph of a tabby kitten looking out from inside a wire cage. The kitten has a white chest and paws, and is looking directly at the camera. Other kittens are visible in the background within the same cage.



# INCREASE ADOPTIONS: NBC's *New York Live* Segment


- Weekly adoption segment –  
***“New York Live’s Pet Project”***
- Each week promotes a different shelter or rescue group and its adoptable dogs



# INCREASE ADOPTIONS:


## Consistent Adoption Locations

- Leverage Petco and PetSmart locations
- Consistent locations and times for adoption centers




# INCREASE ADOPTIONS: Foster Care Network

F



# INCREASE ADOPTIONS: PVF Boarding and Medical Fund



MetVetNYC



# ACHIEVEMENTS BY OBJECTIVE

## ○ Objective #2 – Decrease Homelessness

- NYC Feral Cats
  - NYC Feral Cat Initiative
  - TNR – The Only Effective Solution
- Spay/Neuter in NYC
- Free and Low-Cost Microchipping Clinics
- Lost and Found
- Dog Licensing
- Foster Care Network
- Helping Pets and People in Crisis Program

# DECREASE HOMELESSNESS: NYC Feral Cat Initiative

NYCFeralCat.org
NYCFeralCat.org
NYCFeralCat.org
NYCFeralCat.org

## How the New York City Feral Cat Initiative of the Mayor's Alliance is helping NYC's community cats

The NYCFCI's mission is to raise awareness about the thousands of community cats living outdoors throughout NYC's five boroughs and provide services to assist proactive New Yorkers to undertake a TNR project to humanely reduce the number of community cats and improve the plight of those cats currently living outdoors. Where TNR has been completed, we offer solutions to aid caretakers in the successful, ongoing management of existing colonies.

In addition to the workshops and many services provided by the NYCFCI and outlined in this brochure, NYCFCI provides advice to the public and TNR caretakers by phone and email and we make available our educational information via our website, e-newsletter, blog, and printed materials.

NYCFCI enthusiastically offers these services and encourages that they be used. However, hands-on participation is required to use the NYCFCI TNR program. Only in unique situations can NYCFCI help with limited hands-on assistance with the actual trapping and recovery care. Local volunteers must provide the ongoing feeding and care for the cats after a TNR project is completed. Though not a NYCFCI program, "TNR for hire" is offered by some "certified" individuals when professional help has been desired with a feral spay/neuter project. The NYCFCI can help you locate a certified individual for hire.



Learn more about the NYCFCI and how you can join the ranks of New Yorkers who are working to improve the lives of our city's community cats.

Visit our website at [NYCFeralCat.org](http://NYCFeralCat.org). Contact us by calling 212-330-0033. Or email us at [info@nycferalcats.org](mailto:info@nycferalcats.org)

## How **you** can help **Community Cats** in your neighborhood

**Attend** one of the TNR training/certification workshops taught twice monthly. These workshops are offered at no charge in rotating locations in all five NYC boroughs. As a certified caretaker, you'll have access to all the services offered by the NYCFCI, including free or low-cost spay/neuter, transport for cats to spay/neuter appointments, transport and loan of equipment for a mass trapping project, and giveaways of food and straw bedding for winter shelters. To date, more than 4,200 individuals have taken these workshops. The Humane Society of the United States (HSUS) offers an online certification course for a \$10 fee. For the workshop calendar and information, visit [NYCFeralCat.org/events.htm](http://NYCFeralCat.org/events.htm).



To call a block meeting to discuss ways neighbors can work together to TNR the cats on the block. All of the NYCFCI TNR educational materials are available in "printer-friendly" versions at [NYCFeralCat.org/information.htm](http://NYCFeralCat.org/information.htm).

**Provide holding/recovery** space for a TNR project in your neighborhood. A garage, basement, or other similar space provides the cats a place to recover from their spay/neuter surgery while still in the traps before being returned to their familiar outdoor location.

**Foster** friendly cats and kittens while they await adoption placement.

**Learn** how to tame feral kittens, bottle-feed orphaned kittens, or advanced trapping techniques at one of our specialized training workshops.

**Advocate** for community cats by becoming an outreach/tabling volunteer for the NYCFCI.

**Donate** to the NYCFCI to help pay for veterinary care and other TNR expenses.

**Sponsor** one of the registered feral cat colonies in your borough with a monthly donation to defray the cost of the daily food, or volunteer one day a week to feed a feral colony near you.



**Start the TNR conversation in your neighborhood** by requesting NYCFCI educational flyers and door-hangers for your neighbors. These tools are a great way to convince both cat lovers and cat haters on the block that TNR is the only effective solution. Also post the information where you see people feeding unneutered cats in your neighborhood and encourage them to attend the next TNR training workshop with you. We offer a door-hanger invitation

## The New York City Feral Cat Initiative

Mayor's Alliance for NYC's Animals™







Working to Improve the Lives of NYC's Feral and Stray Community Cats



# DECREASE HOMELESSNESS

## NYC Feral Cats – Over Population Consequence

- Overburdening of the animal shelter system:
  - Increased cat intake and cat euthanasia
  - Increased costs associated with feral cat intake
  - Less available space and resources for adoptable cats
  - Complaint calls to animal control
  - Increased stress to shelter workers
  - Takes resources from other animal control programs



# NYC FERAL CAT INITIATIVE

## Description and Goal

- The New York City Feral Cat Initiative (NYCFCI) is a program of the Mayor's Alliance
- The NYCFCI supports the efforts of organizations and individuals that work directly with stray and feral cats — collectively known as “community cats” — that perform Trap-Neuter-Return (TNR) in NYC
- The program's goal is to humanely reduce the population of community cats in NYC



# NYC FERAL CAT INITIATIVE

## What We Do

- Administers various spay/neuter grants for Stray Community Cats
- Provides loans and rentals of traps, dividers, and cages
- Transports traps and cats to and from clinics and holding/recovery space via Mayor's Alliance Wheels of Hope vans
- Provides advice, community outreach, and public education.
- Provides a wealth of information and resources on its website:  
NYCFeralCat.org
- Offers educational workshops, including taming and bottle-feeding kittens, and neighbor relations
- Provides giveaways of cat food, straw, and winter shelters to  
Certified TNR Caretakers
- Facilitates relationships among the NYC TNR community



# NYC FERAL CAT INITIATIVE

## Support – Love Posters (English & Spanish)

**Mayor's Alliance for NYC's Animals** **LOVE CATS?**

I feel so bad. I feed these cats and sometimes even rescue their kittens, but I wish I could do more for them!

But you can do something really important: Fix me! Having kittens is hard on my health, and a lot of the kittens get sick and die. I might not seem thrilled about it, but spaying is the best option for me.

I'd feel bad trapping and putting you through that. Does it really make much of a difference?

Look, I'm feral so I'm not really adoptable, and I prefer to be outside anyway.

Once I'm fixed, I won't go into heat and attract new boy cats to the block, won't have kittens, and I'll be protected against rabies and at less risk for mammary cancer. For boys, it's easier too - they don't fight for females, spray for territory, and annoy people. And fewer cat fights keep diseases from spreading. Over time, lower number of kittens means fewer cats will be put down in the shelters.

Sounds good! What else can I do to help?

Thanks for asking! I'd love a shelter, especially in the winter! They're cheap to make and only take minutes to put together.

Illustrator: Chris Palace

For more information, please contact the NYC Feral Cat Initiative of the Mayor's Alliance  
[NYCFeralCat.org](http://NYCFeralCat.org)  
 Email: [info@NYCFeralCat.org](mailto:info@NYCFeralCat.org) or call 212-330-0033

**Mayor's Alliance for NYC's Animals**  
[AnimalAllianceNYC.org](http://AnimalAllianceNYC.org)

Mayor's Alliance for NYC's Animals  
 Love Hate Poster  
 Size: 8.5 x 11 / two sided

**Mayor's Alliance for NYC's Animals** **AMAS LOS GATOS?**

Me siento tan mal. Le doy comida a estos gatos y a veces rescato sus gatitos, pero quisiera que hubiera algo más que pudiera hacer por ellos.

Pero tú sí puedes hacer algo muy importante: Me puedes esterilizar! Es difícil para mí salud tener gatitos y muchos veces los gatitos se enferman y se mueren. Yo no voy estar muy entusiasmada, pero la esterilización es la mejor opción para mí.

Mira, yo soy una gata salvaje y se va hacer difícil para que me adapten y de todo modo yo prefiero vivir afuera.

Una vez que me esterilicen, no volveré a estar en celo y no voy atraer gatos nuevos al bloque, no voy a tener más gatitos, estaré protegida contra la rabia y a menos riesgo para cancer de las mamarias. Para los gatos es más fácil también - ellos no lucharán por los gatos, no marcarán su territorio con orines, y no molestaran a la gente. Y menos peleas de gatos impedirá la frecuencia de enfermedades. Con el tiempo, menos gatitos significa que menos gatos se tengan que poner a dormir en los refugios de animales.

Me suena bien! Que más pueda hacer para ayudar?

Gracias por preguntar. Lo que me gustaría es refugio, especialmente durante el invierno. Se pueden construir en solo minutos y no cuestan mucho.

Illustrator: Chris Palace

Lea más del programa en inglés en [NYCFeralCat.org](http://NYCFeralCat.org), donde podrá encontrar materiales que se podrán imprimir en español.  
[info@NYCFeralCat.org](mailto:info@NYCFeralCat.org)

**Mayor's Alliance for NYC's Animals**  
[AnimalAllianceNYC.org](http://AnimalAllianceNYC.org)

Mayor's Alliance for NYC's Animals  
 Love Hate Poster Spanish  
 Size: 8.5 x 11 / two sided

# NYC FERAL CAT INITIATIVE

## Support – Hate Posters (English & Spanish)

Mayor's Alliance for NYC's Animals®

**HATE CATS?**



Illustrator: Chris Pallace

For more information, please contact the  
NYC Feral Cat Initiative of the Mayor's Alliance  
NYCFeralCat.org  
Email: info@NYCFeralCat.org or call 212-330-0033

Mayor's Alliance for NYC's Animals  
AnimalAllianceNYC.org



Mayor's Alliance for NYC's Animals®

**ODIAS LOS GATOS?**



Illustrator: Chris Pallace

Lea más del programa en inglés  
en NYCFCat.org, donde podrá encontrar  
materiales que se podrán imprimir en español.  
Info@NYCFeralCat.org

Mayor's Alliance for NYC's Animals  
AnimalAllianceNYC.org



# NYC FERAL CAT INITIATIVE

## Support – Door Hangers (English & Spanish)



**Está alimentando  
a los gatos callejeros?**

Si está alimentando a los gatos callejeros,  
*gracias* por ser un buen vecino!

Aprender acerca del plan **GRATUITO**  
Trap-Neuter-Return para los gatos callejeros  
y salvajes.

Trap-Neuter-Return (TNR) disminuye las poblaciones de gatos callejeros y salvajes sin perjudicarlos.

Los gatos son atrapados con trampas humanitarias y llevados a un veterinario para que sean esterilizados y vacunados.

El veterinario también se les cortará la puntita de la oreja. Una oreja con la punta cortada es el símbolo universal de un gato salvaje esterilizado.

Necesitamos su ayuda para seguir alimentando y cuidando los gatos cuando ellos regresen a su hogar.



**Feeding A Stray?**

If you are feeding the local outdoor cats,  
*Thanks!* for being a good neighbor!

Learn about **FREE**  
Trap-Neuter-Return for Stray & Feral Cats

Trap-Neuter-Return (TNR) decreases stray & feral cat populations without harming the cats.

The cats are trapped with humane traps & taken to a veterinarian to be neutered and vaccinated.

The vet will also "ear-tip" them.  
An eartip is the universal symbol of a neutered feral cat.

We need your help to feed and care for the cats when they are returned home.

Neutered cats make better neighbors: less howling, fighting.

# DECREASE HOMELESSNESS: Free & Low-Cost Spay/Neuter



# DECREASE HOMELESSNESS: Lost and Found



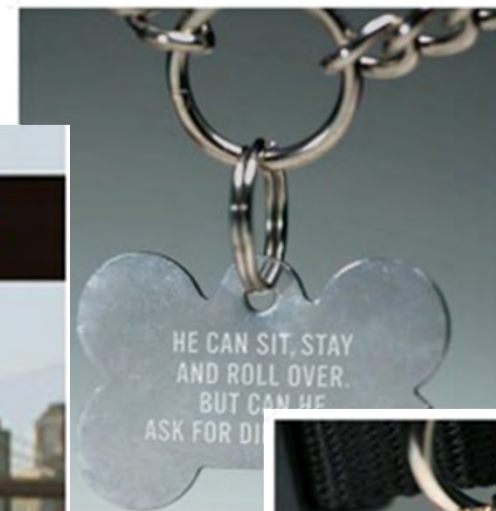
# DECREASE HOMELESSNESS:

## Free and Low-Cost Microchipping Clinics

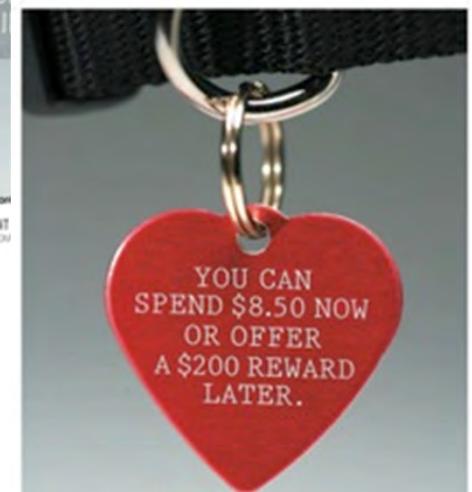


# DECREASE HOMELESSNESS:

## Dog Licensing





**LICENSE YOUR DOG** For more information call 311 or visit [www.nyc.gov](http://www.nyc.gov)  
THE NEW YORK CITY DEPARTMENT OF HEALTH AND MENTAL HYGIENE  
MICHAEL R. BLOOMBERG, MAYOR • THOMAS R. FREDEN, M.D., M.P.H., COMMISSIONER



**LICENSE YOUR DOG** For more information call 311 or visit [www.nyc.gov](http://www.nyc.gov)  
THE NEW YORK CITY DEPARTMENT OF HEALTH AND MENTAL HYGIENE  
MICHAEL R. BLOOMBERG, MAYOR • THOMAS R. FREDEN, M.D., M.P.H., COMMISSIONER

# DECREASE HOMELESSNESS:

## Helping People and Pets in Crisis Program



# ACHIEVEMENTS BY OBJECTIVE

## ○ Objective #3 – Raise Awareness

- Public Relations/Marketing
  - New York Stock Exchange Closing Bell
  - Mayor's Alliance Special Events
  - Social Media
  - Newsletters
- PSA / Advertising
  - Maddie's Fund/HSUS/Ad Council Shelter Pet Project
  - Mayor's Alliance "Vacancy" Adoption Campaign
  - Mayor's Alliance "We Did It" Spay/Neuter Campaign
  - Mayor's Alliance Spay/Neuter & Adoption Campaigns
  - AC&C Billboard Advertising & "Best Friend Forever" Campaign
  - AC&C New York's Kindest Campaign
  - AC&C "Victims of Circumstance" Campaign

# RAISE AWARENESS: New York Stock Exchange Closing Bell



# RAISE AWARENESS:

## Public Relations/Marketing

### Special Events



**I LOVE NYC PETS MONTH**  
A CITY-WIDE CELEBRATION OF PETS  
THROUGHOUT THE MONTH OF FEBRUARY

**EVENTS**



# RAISE AWARENESS:

## Public Relations/Marketing – Blessing of the Animals



# RAISE AWARENESS:

## Public Relations/Marketing – Architects for Animals



# RAISE AWARENESS:

## Public Relations/Marketing – Adopt-Me Vests



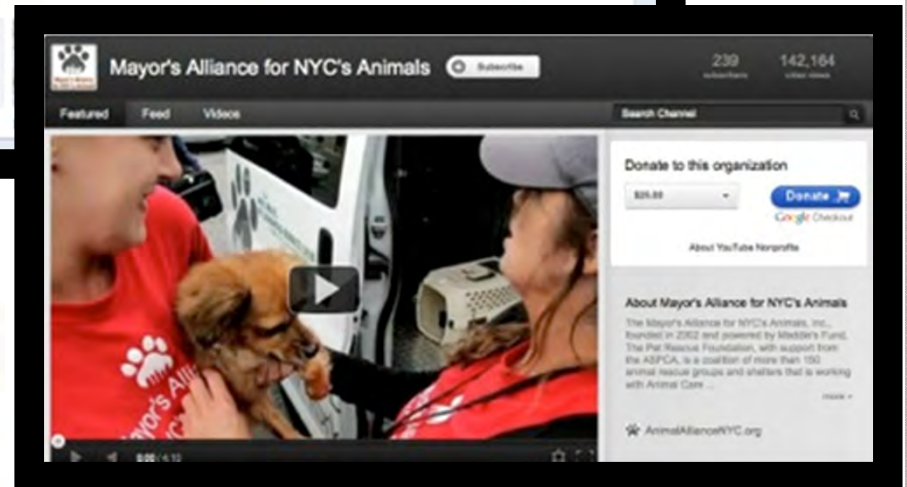
# RAISE AWARENESS:

## Public Relations/Marketing – Social Media

Facebook



YouTube



Twitter



Organization  
Mayor's Alliance for NYC's Animals, Inc., is  
with the City of New York toward the day  
New York City dog or cat of reasonable



# RAISE AWARENESS:

## Public Relations/Marketing – Newsletters

Having trouble viewing this e-mail? [Click here to view it in a browser...](#)



# RAISE AWARENESS:

## PSAs – Maddie's Fund/HSUS/Ad Council Shelter Pet Project




Sand Box



Cell Phone



Toys



Andy



Jaz



Mike



People Park



White Collar




Move



Ditched



Olive



Flood



Marriage



Jail



Divorce



Shemp



Twins

<http://theshelterpetproject.org/who-we-are/our-campaign#>

# RAISE AWARENESS:

## PSAs – Maddie's Fund/HSUS/Ad Council

### Shelter Pet Project




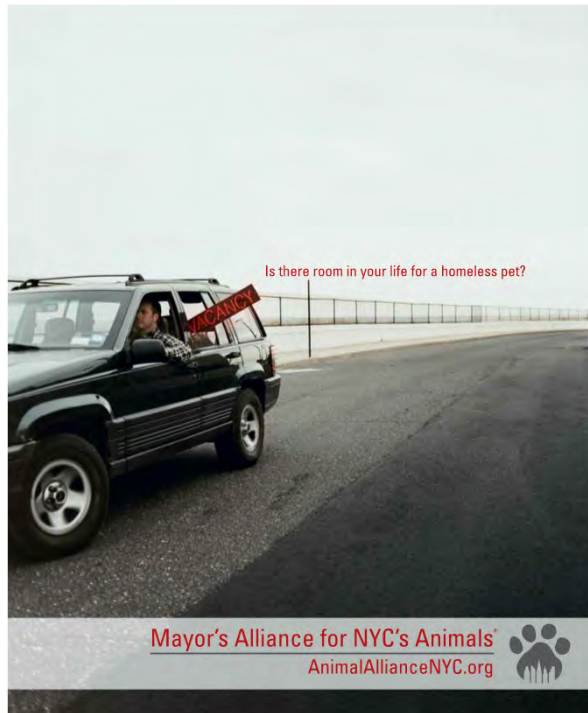
# RAISE AWARENESS:

## PSAs – Maddie's Fund/HSUS/Ad Council

### Shelter Pet Project – Outdoor



# RAISE AWARENESS: PSAs – Mayor’s Alliance “Vacancy” Campaign



# RAISE AWARENESS:

## PSAs – Mayor’s Alliance “We Did It” Spay/Neuter Campaign



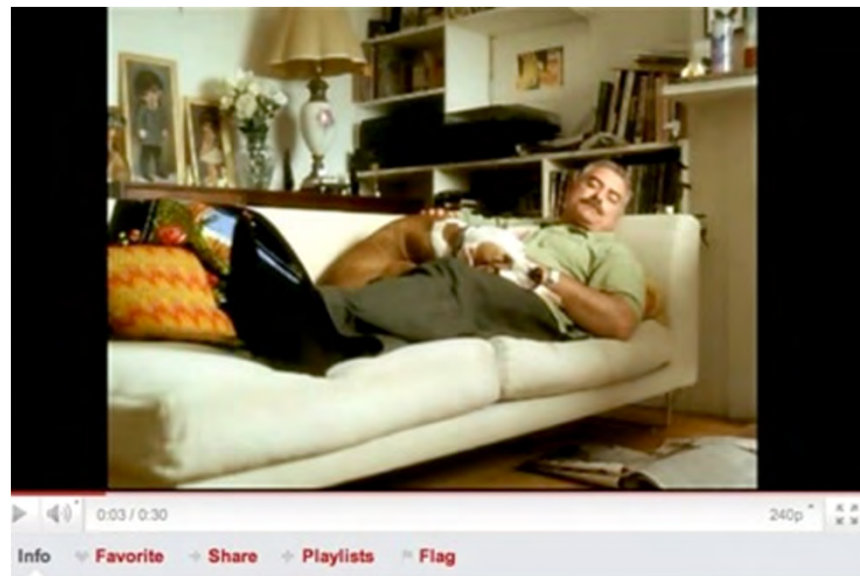
# RAISE AWARENESS: PSAs – Mayor's Alliance Pet Adoption Campaign



## Pet Adoption PSA - Business Trip

From: manyca | Jul 12, 2007 | 1,260 views

Your new loved one is waiting. Adopt a Little New Yorker Today! A public service announcement promoting pet adoption through the Mayor's Alliance for NYC's Animals. [www.AnimalAllianceNYC.org/adopt](http://www.AnimalAllianceNYC.org/adopt)



## Pet Adoption PSA - Nap (English)


From: manyca | Jul 12, 2007 | 902 views

Your new napping buddy is waiting. Adopt a Little New Yorker Today! A public service announcement promoting pet adoption through the Mayor's Alliance for NYC's Animals. [www.AnimalAllianceNYC.org/adopt](http://www.AnimalAllianceNYC.org/adopt)

[http://www.youtube.com/manyca#p/f/9/DkL0t\\_A3vAQ](http://www.youtube.com/manyca#p/f/9/DkL0t_A3vAQ)

<http://www.youtube.com/manyca#p/u/45/68OgTDg2EqA>

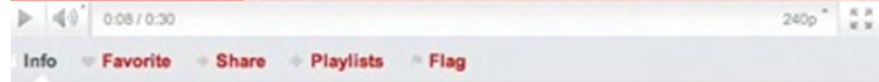
# RAISE AWARENESS: PSAs – Mayor's Alliance Pet Adoption Campaign



## Pet Adoption PSA - Siesta (Español)

From: manyca | Jul 12, 2007 | 218 views

Su nuevo compañero de siesta esta esperando. ¡Adopte un pequeño New Yorquino hoy! Un aviso del servicio público que promueve la adopción de las mascotas de la Mayor's Alliance for NYC's Animals. [www.AnimalAllianceNYC.org/adopt](http://www.AnimalAllianceNYC.org/adopt)



## Pet Adoption PSA - Language Class

From: manyca | Jul 12, 2007 | 959 views

It's time to learn a new language. Adopt a Little New Yorker Today! A public service announcement promoting pet adoption through the Mayor's Alliance for NYC's Animals. [www.AnimalAllianceNYC.org/adopt](http://www.AnimalAllianceNYC.org/adopt)

<http://www.youtube.com/manyca#p/u/44/9tZag2Wlv1Q>

<http://www.youtube.com/manyca#p/u/47/GMKPS1X09qY>

# RAISE AWARENESS:

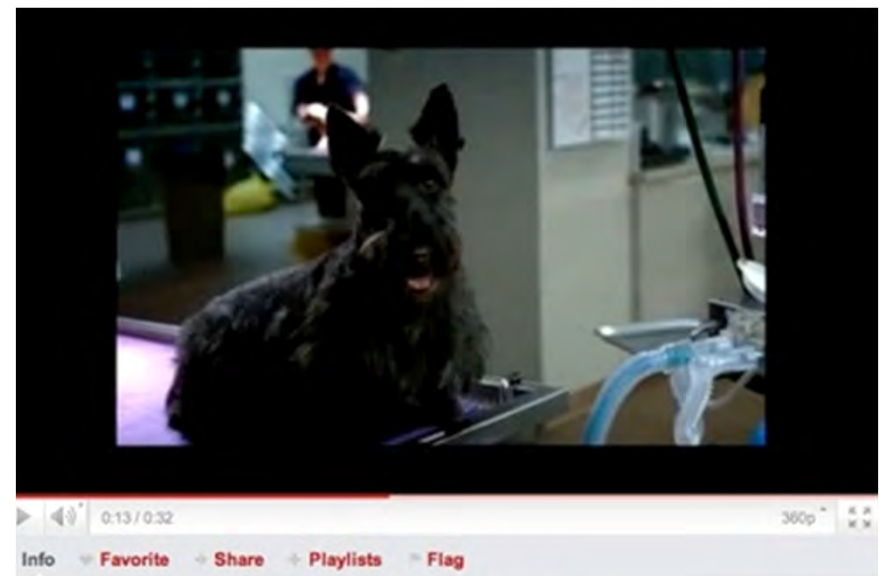
## PSAs – Mayor's Alliance Spay/Neuter Campaign



### Pet Spay/Neuter PSA - Dude Barkley

From: manyca | Jun 25, 2009 | 1,063 views

This public service announcement from Rational Animal promotes low-cost spay/neuter programs for dogs and cats in New York City.



### Pet Spay/Neuter PSA - Bond 007 Scottie Dog

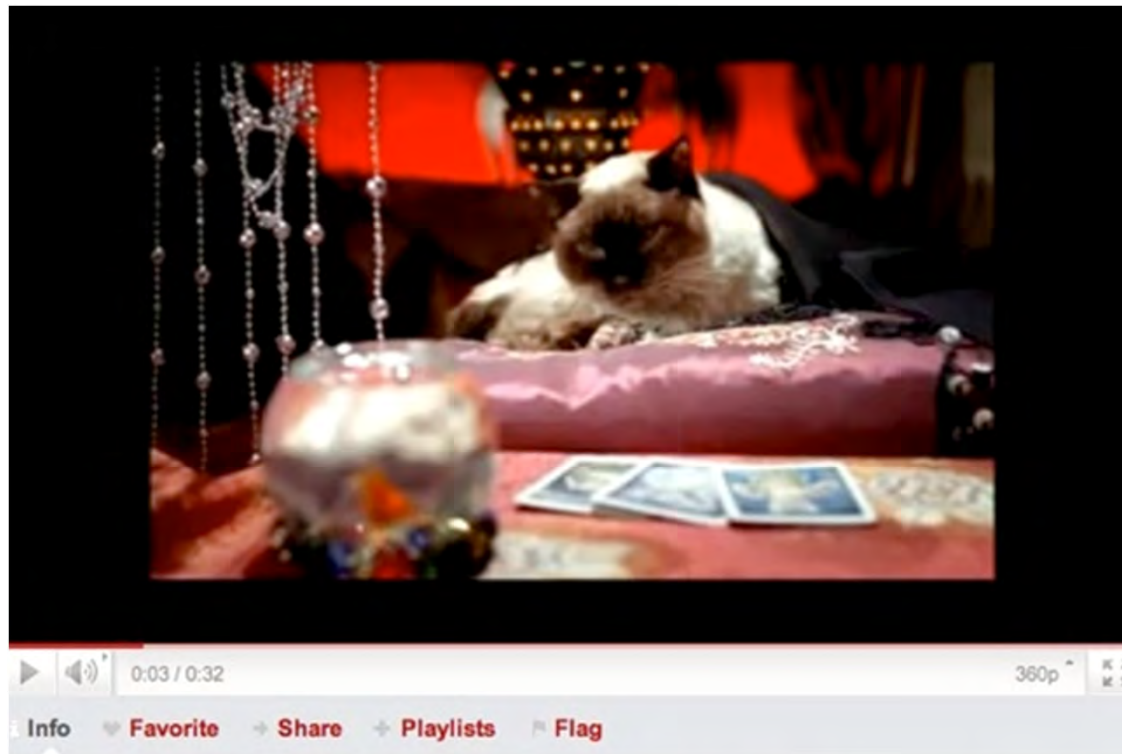
From: manyca | Feb 25, 2009 | 1,939 views

This public service announcement from Rational Animal promotes low-cost spay/neuter programs for dogs and cats in New York City. Contact the Mayor's Alliance for NYC's Animals for more information:

<http://www.youtube.com/manyca#p/u/35/73cLtDv-Wwg>

<http://www.youtube.com/manyca#p/f/12/mDymNgsMjAl>

# RAISE AWARENESS: PSAs – Mayor's Alliance Spay/Neuter Campaign



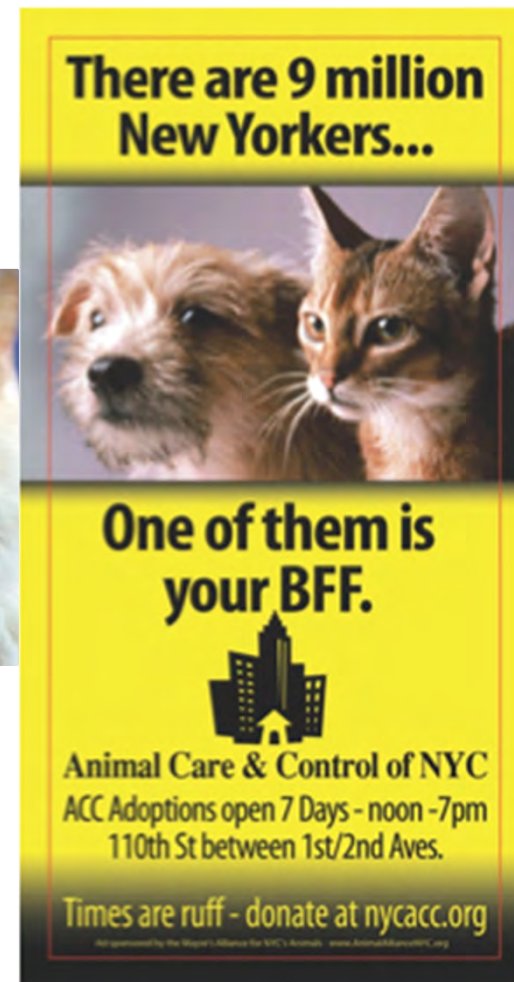
## **Pet Spay/Neuter PSA - Fortune Teller Siamese Cat**

From: manyca | Feb 25, 2009 | 2,559 views

This public service announcement from Rational Animal promotes low-cost spay/neuter programs for dogs and cats in New York City. Contact the Mayor's Alliance for NYC's Animals for more information:



# RAISE AWARENESS: PSAs – AC&C Billboard & “Best Friend Forever” Campaigns




# RAISE AWARENESS:

## PSAs – AC&C New York's Kindest Campaign



# RAISE AWARENESS: PSAs – AC&C “Victims of Circumstances” Campaign Created by



# ACHIEVEMENTS BY OBJECTIVE

## ○ Objective #4 – Strengthen Resources

- Capacity Building Grants
- Alliance Participating Organizations Strength Training Sessions
- Strengthen Communication: AC&C to APOs
- AC&C Transfer Initiative
- Wheels of Hope Transport Program
- PVF Boarding and Medical Fund

# STRENGTHEN RESOURCES:

## Capacity Building Grant – Storefront Adoption Center



# STRENGTHEN RESOURCES:

## Capacity Building Grant – Create Isolation Unit



# STRENGTHEN RESOURCES: APO Strength Training Sessions



# STRENGTHEN RESOURCES: APO Strength Training Sessions



# RELATIONSHIP WITH MAYOR'S OFFICE



# RELATIONSHIP WITH AC&C AND ASPCA





**Town of Secaucus**

---

Municipal Government Center  
Secaucus, N.J. 07094

Tel: 201-330-2000  
Town Web: [www.secaucusnj.org](http://www.secaucusnj.org)

TO: Erica Huddy  
FROM: Michael Marra, Town Clerk *MM*  
DATE: 8/21/14  
RE: OPRA Request regarding Secaucus Animal Shelter

---

Attached please find information submitted by the Secaucus Finance Office regarding Parts 1 and 2 of your OPRA request.

Regarding Part 3, I have spoken to Councilwoman Susan Pirro, who is a member of Friends of the Secaucus Animal Shelter. This organization is registered as a Not-For-Profit. They currently have a 501c3 that is pending.

**Michael Marra**

---

**From:** Anna Territola  
**Sent:** Thursday, August 21, 2014 12:35 PM  
**To:** Michael Marra  
**Cc:** Nick Goldsack  
**Subject:** FW: REQUEST FOR ACCESS TO GOVERNMENT RECORDS

---

**From:** Nick Goldsack  
**Sent:** Thursday, August 21, 2014 11:40 AM  
**To:** Anna Territola  
**Subject:** RE: REQUEST FOR ACCESS TO GOVERNMENT RECORDS

---

**From:** Anna Territola  
**Sent:** Thursday, August 21, 2014 11:20 AM  
**To:** Nick Goldsack  
**Subject:** REQUEST FOR ACCESS TO GOVERNMENT RECORDS

This memo is in response to a request from Erica Huddy regarding Secaucus Animal Shelter.

**Budget:**

Annual Budget for Animal Shelter is \$100,000.00. A large portion (\$66,000 in 2013) of the budget was expended for Veterinary Care at Secaucus Animal Hospital and Animal Hospital Laser & Surgery. The balance of this budget is for animal food, cat litter and other miscellaneous expenses.

**Utilities:**

For the calendar year 2013, \$8,390.94 was expended for Utilities.

**Salaries:**

Salaries for full time employees total \$217,262.68 with a few part time employees at \$10.00 per hour.

**Donations:**

Total Donations for 2013 were \$15,351.07.

Total Donations thus far for 2014 are \$23,519.50.



## Interview with the Director of the Secaucus Shelter

### 1. How did you raise their funds for your shelter?

Answer: How we raise funds.....we do several fund raisers  
ex.....Halloween party .....all you can eat pizza party where some of the  
proceeds go to the animals.....cake sales.....just any type of event  
that we can make money off of to help the animals

### 2. Is it true that secaucus pays all resident the cost to fix feral cats?

Answer: The town DOES NOT PAY PEOPLE to do anything.....if ferals are in  
the area where people live the town has a TNR program we come in trap the cats  
and return them.....no resident is allowed to trap a cat unless they PAY THE  
BILL THEMSELVES. However, Secaucus Animal Control TNR cats in coordination  
with the shelter.

### 3. Lessons learned from your experience?

Answer: Dont understand what you mean lessons learned from  
experience.....too general of a statement.

### 4. How much funds do you get from Secaucus or from Hudson County or from the State of NJ?

Answer: Money is budgeted in from the town .....the dollar figure I do not  
have.....we get no help from the state at all

### 5. What permits/regulations did you have to meet to get the approval to establish the shelter?

Answer: The shelter has been in operation for years I have no idea about permits  
or anything like that.

### 5. How did you go about persuading local elected officials to support the shelter?

Answer: The town officials support the shelter to reduce population and health  
issues that can come about by not controlling animal.....not all are for it but the  
majority of the votes are for it

### 6. In what year were you established?

Answer: Shelter has been in operation for over 15 years not sure what the exact  
date of it

### 7. How are you organized? Do you have a Board? Do you have a director?

Answer: Shelter has a shelter mgr which is me and we have part time workers as well as full time AC officers all under the DPW of the town. The shelter is run by a 501c3 organization that raises funds to help its operations.

8. What are your yearly operating expenses and how do you pay for them?

Answer: The expenses are mostly paid by a budget that is figured in from town taxes.....TNR comes out of that because it is consider to be part of keeping the town in order by reducing the population which could cause health issue for both ppl and animals. Animal control officers from the Secaucus perform TNRs in coordination with the shelter.

9. What are your relations with Secaucus Animal Control? Do you or them perform TNRs?

Answer: The animal control officers work very close with me and do the TNR

10. Are you able to maintain non-kill goals? What sanctuaries do you use?

Answer: We are a municipal shelter and only take in animals from the town of Secaucus....shelters get overcrowded and take in too many other towns and that causes them to have to put down animals to make room.....WE DO NOT DO THAT we just service our town

11. Approximately, how many cats and dogs are brought to the shelter per year?

Answer: I do not have the figure for how many come in but we must get over 100 cats .....our dog situation is lower than that due to the fact we do not take in other towns


I'm a  
**CITIZEN**I'm a  
**BUSINESS**I'm a  
**VISITOR**I just need  
**INFO**

Search

[home](#) \ [public-safety](#) \ [animal-services](#)

## Animal Services

Spartanburg Police Department's Animal Services Division is responsible for enforcing the city's animal and pet ordinances, as well as responding to calls and tips from citizens regarding animal control issues. Our division focuses on compliance through education, and whenever possible we work with pet owners to resolve issues. When necessary however, citations are issued. Animal ordinance citations are heard at the City of Spartanburg Municipal Court ([145 W. Broad St](#)) on Mondays at 11:00 a.m.



### General rules about animals and pets in the City of Spartanburg:

- Dogs and cats must wear city license and rabies tags at all times. License fees are \$6 for cats and dogs that have been spayed or neutered. The fee for dogs that have not been altered is \$25.
- Dogs and cats must be restrained on their owner's property at all times.
- Proper shelter must be provided for outside pets, and must include four walls, a roof, and a floor.
- All animals must have access to clean water at all times.
- Chained animals must have at least a 10 ft. long chain with a swivel link.
- Exotic animals are not permitted in the city.

I'd like to get a  
**cat license**

I'd like to get a  
**dog license**

I'd like to get a  
**permit to  
keep hens**

The hours of operation for Animal Services are Monday through Friday from 8 a.m.-5 p.m., however we will respond to verifiable life-threatening emergencies concerning animals and people in the City.

To report a non-emergency issue with an animal please contact us by [email](#) or by phone at (864) 582-1558.

For emergency services, please call 911. To download the City of Spartanburg's full animal ordinance, follow the link below

[Animal Ordinance](#) ►

#### CONTACT US

Name

Email

My request is related to:

Comments

#### COMMUNITY SERVICES

Property & Maintenance  
Inspections  
Community Relations  
Fair Housing Services  
Neighborhood Services  
Parks & Recreation  
Special Events

#### PUBLIC SERVICES

Fleet Maintenance  
Grounds Maintenance  
Solid Waste  
Streets & Stormwater  
Traffic Services

#### MANAGEMENT SERVICES

Airport  
Budget & Accounting  
Business Licensing  
Finance  
Information Technology  
Procurement & Property  
Public Transportation

#### CITY MANAGER'S OFFICE

City Manager  
Communications & Marketing  
Downtown Parking and Operations  
Human Resources

#### CITY HALL

145 W. Broad St.  
Spartanburg, SC 29306  
(864) 596-2026

#### DEVELOPMENT SERVICES

Building Inspections  
Building Maintenance  
Civil Engineering

#### GOVERNMENT

City Staff Directory  
Boards and Commissions  
City Attorney

#### PUBLIC SAFETY

**Animal Services**  
Fire Services  
Police Services

#### EMERGENCY

**911**



**Spartanburg Animal Services**

19 mai Public

The [Spartanburg Animal Services](#) team has TNR'd 820 feral cats from January 2013 to May 2014. This program really works! It's a Win / Win Program for the cats and the community. Spread the word and like our page...



[J'aime](#) · [Commenter](#) · [Publier](#)

5 041

1 649 personnes aiment ça.

[Meilleurs commentaires](#)

### OVERVIEW

HUDSON

NORTH BERGEN TWP

GRADE SPAN 09-12

NORTH BERGEN HIGH SCHOOL

7417 KENNEDY BLVD

N BERGEN, NEW JERSEY 07047-5916

This school's academic performance **is about average when compared** to schools across the state. Additionally, its academic performance **is very high when compared** to its peers. This school's college and career readiness **lags in comparison** to schools across the state. Additionally, its college and career readiness **lags in comparison** to its peers. This school's graduation and post-secondary performance **lags in comparison** to schools across the state. Additionally, its graduation and post-secondary readiness **is high when compared** to its peers.

Performance Areas	Peer Percentile	Statewide Percentile	Percent of Targets Met
Academic Achievement	83	49	90%
College & Career Readiness	34	20	0%
Graduation and Post-Secondary	70	36	100%

### Improvement Status

N/A

### Rationale

N/A

**Very High Performance** is defined as being **equal to or above the 80th percentile**.

**High Performance** is defined as being **between the 60th and 79.9th percentiles**.

**Average Performance** is defined as being **between the 40th and 59.9th percentiles**.

**Lagging Performance** is defined as being **between the 20th and 39.9th percentiles**.

**Significantly Lagging Performance** is defined as being **equal to or below the 19.9th percentile**.

**Peer Schools** are schools that have similar grade levels and students with similar demographic characteristics, such as the percentage of students qualifying for Free/Reduced Lunch, Limited English Proficiency programs or Special Education programs.

### Academic Achievement

This school outperforms **49%** of schools statewide as noted by its statewide percentile and **83%** of schools educating students with similar demographic characteristics as noted in its peer school percentile in the performance area of Academic Achievement. Additionally, this school is meeting **90%** of its performance targets in the area of Academic Achievement.



Academic Achievement measures the content knowledge students have in language arts literacy and math. For high schools, this includes measures of the school's proficiency rate on both the Language Arts Literacy and Math sections of the New Jersey High School Proficiency Assessment (HSPA). A proficiency rate is calculated by summing the count of students who scored either proficient or advanced proficient on the assessment and dividing by the count of valid test scores.

### College and Career Readiness

This school outperforms **20%** of schools statewide as noted by its statewide percentile and **34%** of schools educating students with similar demographic characteristics as noted in its peer school percentile in the performance area of College and Career Readiness. Additionally, this school is meeting **0%** of its performance targets in the area of College and Career Readiness.



College and Career Readiness measures the degree to which students are demonstrating behaviors that are indicative of future attendance and/or success in college and careers. For high schools, this includes measures of participation in college readiness tests such as the SAT, ACT or PSAT and in rigorous coursework as defined by participation in AP or IB courses in English, math, social studies and science.

### Graduation and Post-Secondary

This school outperforms **36%** of schools statewide as noted by its statewide percentile and **70%** of schools educating students with similar demographic characteristics as noted in its peer school percentile in the performance area of Graduation and Post-Secondary. Additionally, this school is meeting **100%** of its performance targets in the area of Graduation and Post-Secondary.



Graduation and Postsecondary measures the rate at which students who begin high school four years earlier graduate within four years. Also included is a measure of the rate at which students in a particular school drop out of school.

### DEMOGRAPHIC INFORMATION

HUDSON

NORTH BERGEN TWP

GRADE SPAN 09-12

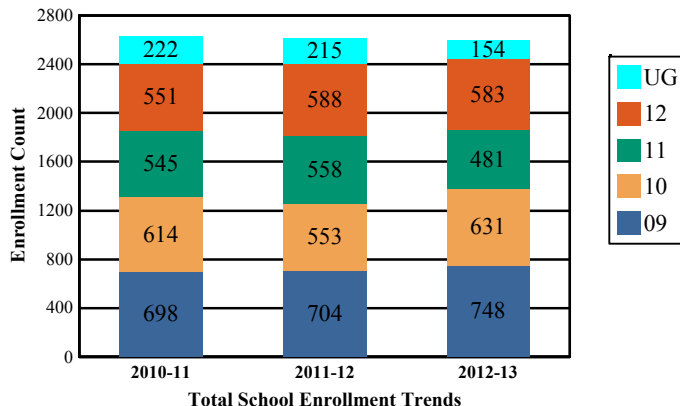
NORTH BERGEN HIGH SCHOOL

7417 KENNEDY BLVD

N BERGEN, NEW JERSEY 07047-5916

#### Enrollment by Grade, in Full Time Equivalent

This graph presents the count of students who were 'on roll' by grade in October of each school year.

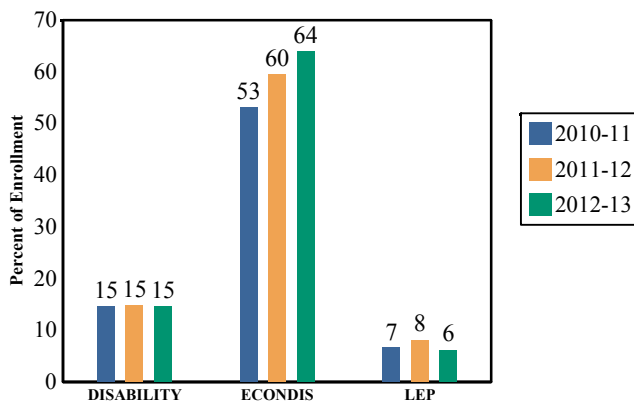


Note: "UG" represents the count of students who are 'on roll' in this school but who are educated in ungraded classrooms, meaning that the classrooms may contain students from multiple grade levels.

#### Total School Enrollment in Full Time Equivalent

2011-12	2,618
2012-13	2,597

#### Enrollment Trends by Program Participation



#### Current Year Enrollment by Program Participation

2012-2013	Count of Students	Percentage of Enrollment
Students with Disability	379	15%
Economically Disadvantaged Students	1,661	64.0%
Limited English Proficient Students	159	6.1%

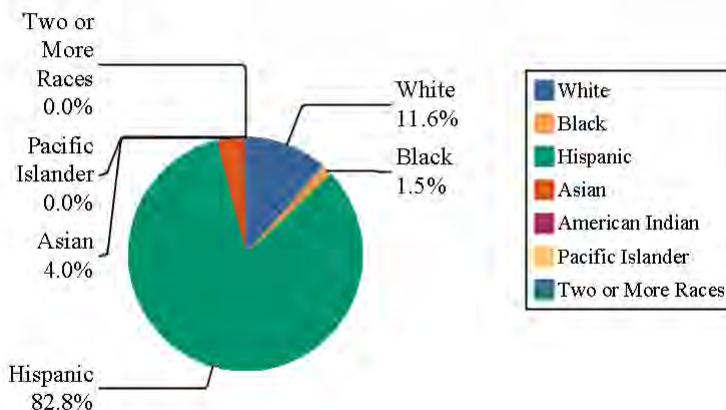
#### Language Diversity

This table presents the percentage of students who primarily speak each language in their home.

2012-13	Percent
Spanish	51.9%
English	41.3%
Arabic	3.6%
Gujarati	1.7%
Chinese	0.3%
Urdu	0.2%
Other	1.1%

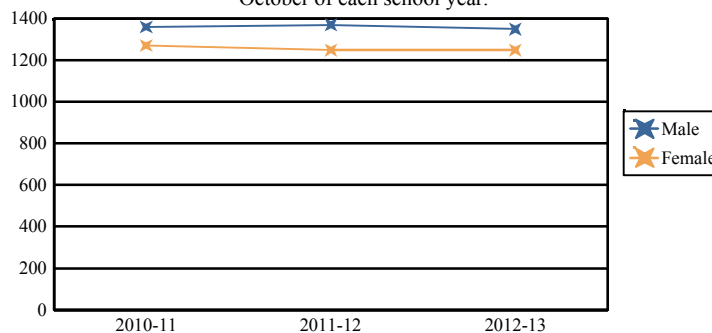
#### Enrollment by Ethnic/Racial Subgroup

This graph presents the percentages of enrollment for each subgroup defined by the No Child Left Behind Act of 2001



#### Enrollment by Gender

This graph presents the count of students by gender who were 'on roll' (FTE) in October of each school year.



	Male	Female
2010-11	1,360	1,270
2011-12	1,370	1,248
2012-13	1,349	1,248

### ACADEMIC ACHIEVEMENT

HUDSON

NORTH BERGEN TWP

GRADE SPAN 09-12

NORTH BERGEN HIGH SCHOOL

7417 KENNEDY BLVD

N BERGEN, NEW JERSEY 07047-5916

Academic Achievement measures the content knowledge students have in Language Arts Literacy and Math. In high schools, this includes the outcomes of the New Jersey High School Proficiency Assessment (HSPA). The first column - Schoolwide Performance - in the table below includes measures of the total schoolwide proficiency rate in both Language Arts Literacy and Math across multiple administrations of the assessment. The second column - Peer School Percentile - indicates where the school's proficiency rate compares to its group of peer schools. For example, a school that has a peer school percentile of 65 has a proficiency rate that is higher than 65% of its peer schools. The third column - Statewide Percentile - indicates where the school's proficiency rate compares to schools across the state. For example, a school that has a statewide percentile of 30 has a proficiency rate that is higher than 30% of all schools with HSPA scores statewide. The last column - Percent of Targets Met - presents the percentage of progress targets met as defined by the NJDOE's NCLB waiver.

The Summary row presents the averages of the peer school percentiles, the average of statewide percentiles and the percentage of statewide targets met.

Academic Achievement Indicators	Schoolwide Performance	Peer Percentile	State Percentile	Percent of Targets Met
HSPA Language Arts Proficiency and above	97%	84	59	100%
HSPA Math Proficiency and above	86%	81	39	80%
<b>SUMMARY - Academic Achievement</b>		83	49	90%

### NCLB Progress Targets - Language Arts Literacy

This table presents the Progress Targets as uniquely calculated for each subgroup in each school under NJDOE's NCLB waiver. The methodology - as defined by the United States Department of Education - is calculated so that each subgroup will halve the gap between their 2011 proficiency rate and 100% proficiency by 2017.

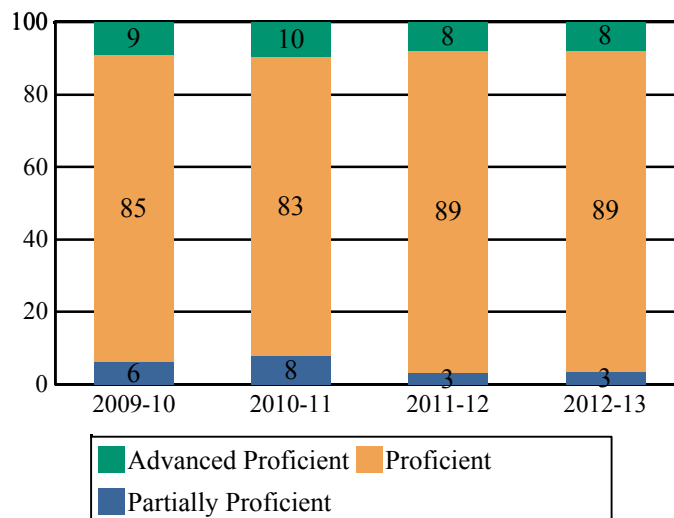
Subgroups	Total Valid Scores	Pass Rate	Target	Met Target?
Schoolwide	546	96.5	90	YES
White	67	98.6	90	YES
Black	-	-		--
Hispanic	449	96	90	YES
American Indian	-	-		--
Asian	-	-		--
Two or More Races	-	-		--
Students with Disability	83	84.3	71.2	YES
Limited English Proficient Students	-	-		--
Economically Disadvantaged Students	362	95.6	90	YES

YES\* = Met Progress Target (Confidence Interval Applied)

Data is presented for subgroups when the count is high enough under NCLB suppression rules.

### Proficiency Trends - Language Arts Literacy

This graph presents the percentage of students who scored in the Advanced Proficient, Proficient and Partially Proficient categories of the statewide Language Arts Literacy assessment over the prior four years.



## ACADEMIC ACHIEVEMENT

HUDSON

NORTH BERGEN TWP

GRADE SPAN 09-12

### NCLB Progress Targets - Math

This table presents the Progress Targets as uniquely calculated for each subgroup in each school under NJDOE's NCLB waiver. The methodology - as defined by the United States Department of Education - is calculated so that each subgroup will halve the gap between their 2011 proficiency rate and 100% proficiency by 2017.

Subgroups	Total Valid Scores	Pass Rate	Target	Met Target?
Schoolwide	546	85.9	87.8	YES*
White	67	85	86.7	YES*
Black	-	-	-	--
Hispanic	449	85.8	87.5	YES*
American Indian	-	-	-	--
Asian	-	-	-	--
Two or More Races	-	-	-	--
Students with Disability	83	43.3	48.7	YES*
Limited English Proficient Students	-	-	-	--
Economically Disadvantaged Students	362	85	89	NO

YES\* = Met Progress Target (Confidence Interval Applied)

Data is presented for subgroups when the count is high enough under NCLB suppression rules.

### Proficiency Outcomes - Biology

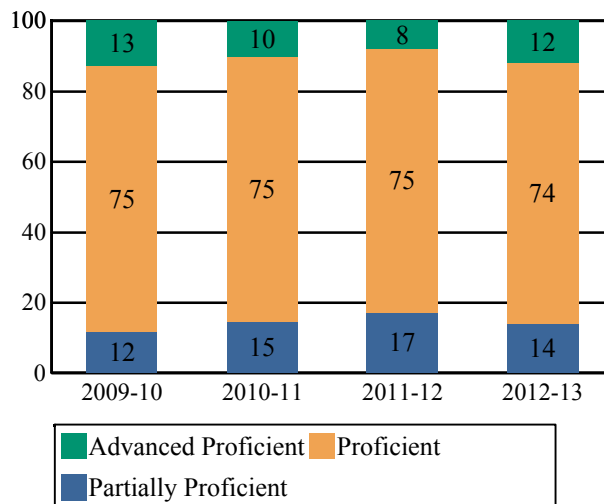
This table presents the percentage of students who scored in the Advanced Proficient, Proficient and Partially Proficient categories of the New Jersey Biology Competency Test (NJBCT) in the latest school year.

Subgroups	Advanced	Proficient	Partially Proficient
Schoolwide	6%	41%	53%
White	3%	42%	55%
Black	-	-	-
Hispanic	6%	40%	54%
American Indian	-	-	-
Asian	-	-	-
Two or More Races	-	-	-
Students with Disability	0%	23%	77%
Limited English Proficient Students	0%	32%	68%
Economically Disadvantaged Students	6%	39%	54%

Data is presented for subgroups when the count is high enough under NCLB suppression rules.

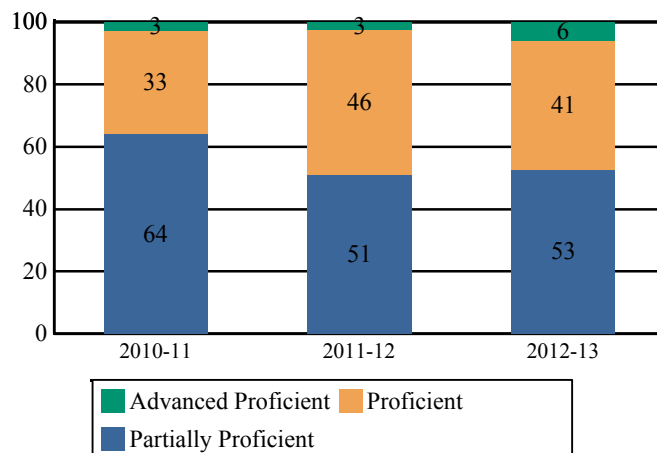
### Proficiency Trends - Math

This graph presents the percentage of students who scored in the Advanced Proficient, Proficient and Partially Proficient categories of the statewide Math assessment over the prior four years.



### Proficiency Trends - Biology

This graph presents the percentage of students who scored in the Advanced Proficient, Proficient, and Partially Proficient categories of the Biology Competency Test over the last two years.



### COLLEGE AND CAREER READINESS

HUDSON

NORTH BERGEN TWP

GRADE SPAN 09-12

NORTH BERGEN HIGH SCHOOL

7417 KENNEDY BLVD

N BERGEN, NEW JERSEY 07047-5916

Students in high schools begin to demonstrate college readiness behaviors long before they actually graduate from high school. Among those behaviors are taking college entrance exams and challenging themselves with rigorous course work. The table below presents five such indicators: the percentage of students enrolled in the 12th grade who took the SAT or ACT, the percentage of 10th and 11th graders who took the PSAT, the percentage of students who scored above the SAT benchmark of 1550, the percentage of 11th and 12th graders who took at least one AP or IB test in English, math, social studies or science, and the percentage of those AP or IB tests that were scored a 3 or higher.

The first column - Schoolwide Performance - represents the outcomes for these particular indicators in the school. The second column - Peer School Percentile - indicates how the school's performance compares to its group of peer schools. For example, a school whose peer school percentile is 65 in SAT participation has a higher SAT Participation than 65% of its peer group. The third column - Statewide Percentile - indicates how the school's performance compares to schools across the state. The fourth column - Statewide Target - provides the statewide targets for each of these indicators. The last column - Met Target? - indicates whether the School Performance met or exceeded the statewide target.

The Summary row presents the averages of the peer school percentiles, the average of statewide percentiles and the percentage of statewide targets met.

College and Career Readiness Indicators	Schoolwide Performance	Peer Percentile	Statewide Percentile	Statewide Target	Met Target?
Percent of Students Participating in SAT or ACT	64%	55	23	80%	NO
Percent of Students Participating in PSAT	13%	7	8	60%	NO
Percent of Students Scoring Above 1550 on SAT	14%	26	23	40%	NO
Percent of Students Taking at least one AP Test or IB Test in English, Math, Social Studies or Science	6%	32	14	35%	NO
Percent of AP Tests $\geq 3$ or IB Test $\geq 4$ in English, Math, Social Studies or Science	45%	48	31	75%	NO
Summary		34	20		0%

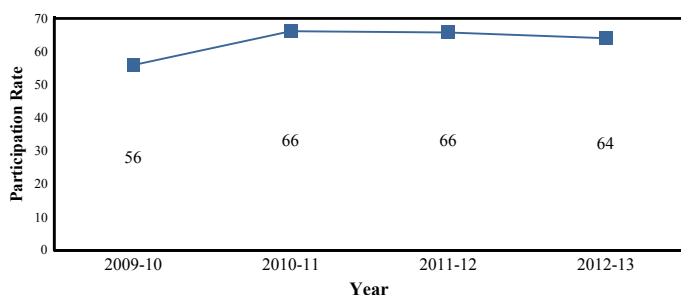
#### College Readiness Test Participation

The first column of the table below presents the percentage of students enrolled in the 12th grade who took the SAT or ACT and the percentage of students enrolled in 10th and 11th grade who took the PSAT. The second column provides the average across the school's peer group for these two metrics.

2012-13 Percent of Students	School	Peer Avg.	State Avg.
Participating in SAT	64.2%	59.5%	75.3%
Participating in ACT	3.4%		20.6%
Participating in PSAT	13.0%	44.5%	52.5%

#### Participation Trends - SAT Testing

This graph presents the participation rate in the SAT over the last four years.



#### AP/IB Participation - 'Unique' Students

The table below presents the proportion of 'unique' students enrolled in at least 11th and 12th grade i.e., each student is counted once regardless of how many AP or IB courses he/she may take. The table also presents the proportion of how many 'unique' students took at least one AP or IB test to the school's enrollment in 11th and 12th grade.

2012-13 Percent of Students Taking	School	Peer Avg.	State Avg.
One or More Course	5.6%	17.5%	32.8%
One or More Test	7.0%	12.8%	26.8%
At least one AP or IB Test in English, Math, Social Studies or Science	5.6%	10.9%	18.9%

Note: Students who are enrolled in AP/IB coursework or take AP/IB tests in grades other than 11th and 12th are included in the numerator of this calculation.

#### AP /IB Test Results

This table presents the percentage of all AP/IB tests taken by students enrolled in the school that were scored AP  $\geq 3$  and scored IB  $\geq 4$ .

2012-13	School	Peer Avg.	State Avg.
Percent of AP Tests $\geq 3$ or IB Test $\geq 4$	55.4%	40.3%	74.6%
Percent of Scores in AP $\geq 3$ or IB $\geq 4$ in English, Math, Social Studies or Science	45.0%	39.0%	75.1%



# State of New Jersey

2012-13

17-3610-050

## COLLEGE AND CAREER READINESS

HUDSON

NORTH BERGEN TWP

GRADE SPAN 09-12

NORTH BERGEN HIGH SCHOOL

7417 KENNEDY BLVD

N BERGEN, NEW JERSEY 07047-5916

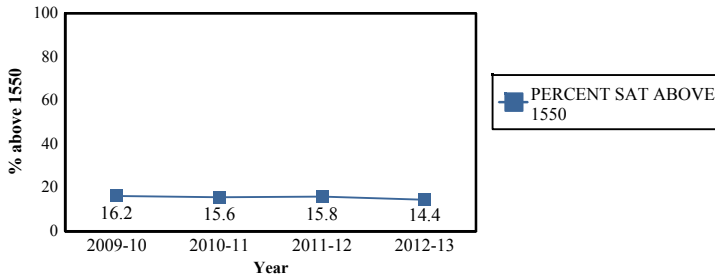
### Scholastic Assessment Test (SAT) Results

This table presents the percentage of students who achieved a composite SAT score of 1550 or higher. The SAT benchmark score of 1550 (Critical Reading, Mathematics and Writing Score combined) indicates a 65 percent likelihood of achieving a B- average or higher during the first year of college, which in turn has been found by the College Board's research to be indicative of a high likelihood of college success and completion.

2012-13	School	Peer Avg.	State Avg.
Percent of Students Scoring Above 1550 on SAT	14.4%	20.6%	43.9%

#### SAT Benchmark Trends

This chart presents the percentage of students who achieved a composite SAT score of 1550 or higher over the past four years.



### AP/IB Courses Offered

This table presents the count of students enrolled in each AP/IB course offered in this school in the first column. The second column presents the count of tests taken in each AP/IB course. The numbers may not match as some students do not take the test in the same year as they take the course and some students may take the course without taking the test or vice versa.

AP/IB Course Name	Students Enrolled	Students Tested
AP Biology	25	24
AP U.S. History	21	21
AP Spanish Language	14	13

### Composite SAT Score

This chart presents the average composite SAT score from the last academic year for students enrolled in this school as well as the average scores achieved in Critical Reading, Mathematics and Writing. The averages from this school's peer group are also presented.

2012-13	School	Peer Avg.	State Avg.
Composite SAT Score	1,317	1,364	1,512
Critical Reading	426	450	495
Mathematics	462	468	521
Writing	429	446	496

This chart presents the scores achieved in Critical Reading, Mathematics and Writing by the students at the 25th percentile, the 50th percentile and the 75th percentile of the school's distribution of SAT scores.

2012-13	Critical Reading	Mathematics	Writing
75th Percentile	480	520	480
50th Percentile	420	460	430
25th Percentile	373	410	380



State of New Jersey  
2012-13

17-3610-050

**COLLEGE AND CAREER READINESS**

HUDSON

NORTH BERGEN TWP

GRADE SPAN 09-12

NORTH BERGEN HIGH SCHOOL

7417 KENNEDY BLVD

N BERGEN, NEW JERSEY 07047-5916

**Visual and Performing Arts**

The chart below contains the percentage of students who were enrolled in at least one Dance, Drama/Theater, Music or Visual Arts class in this school. The last row shows the percentage of students who were enrolled in any Visual and Performing Arts classes in the school.

Percent of Students Enrolled	School	State
Dance	N/R	1.8%
Drama/Theater	N/R	3.5%
Music	13.3%	16.7%
Visual Arts	32.7%	30.2%
Total: All Visual and Performing Arts	44.4%	47.3%

N/R - Data Not Reported

## GRADUATION AND POSTSECONDARY

HUDSON

NORTH BERGEN TWP

GRADE SPAN 09-12

This section of the performance report presents data about graduation, dropout and post-secondary attendance. The graduation rate is calculated according to the NCLB Cohort methodology as required by the United States Department of Education. Dropout rates are calculated from student-level data submitted by districts for students officially classified as dropouts. The dropout rate is the count of students who dropout in an academic year divided by the school's total enrollment.

The first column - Schoolwide Performance - represents the outcomes for these particular indicators in this school. The second column - Peer School Percentile - indicates how the school's performance compares to its group of peer schools. For example, a school whose peer percentile is 65 in Graduation Rate has a higher Graduation Rate than 65% of its peer group. The third column - Statewide Percentile - indicates how the school's performance compares to schools across the state. The fourth column - Statewide Target - provides the statewide targets for each of these indicators. The Statewide Target for Graduation Rate was established pursuant to NJDOE's NCLB Accountability Workbook. The last column - Met Target - indicates whether the School Performance met or exceeded the statewide target.

The Summary row presents the averages of the peer school percentile, the average of statewide percentile and the percentage of statewide targets met.

Graduation & Post Secondary Indicators	Schoolwide Performance	Peer Percentile	Statewide Percentile	Statewide Targets	Met Target
Overall Graduation Rate	85%	68	26	75%	YES
Dropout Rate	0.6%	71	45	2%	YES
SUMMARY - Graduation & Post-Secondary		70	36		100%

### Graduation Rate by Subgroup

This table presents for all NCLB-identified subgroups the "4-year Adjusted Graduation Rate." This rate calculates the percentage of students who are awarded a regular, high school diploma within four years of becoming a first-time ninth grader. The rate is adjusted to account for students who 'transfer-in' and for students who are verified as 'transfers-out'.

	School	State Target
Schoolwide	85%	75%
White	85%	
Black	-	
Hispanic	85%	
American Indian	-	
Asian	-	
Native Hawaiian	-	
Two or More Races	-	
Students with Disability	77%	
Limited English Proficient Students	75%	
Economically Disadvantaged Students	83%	

### Dropout Rate by Subgroup

This table presents for all NCLB-identified subgroups the Dropout rate. This rate calculates the percentage of students who are classified as dropouts divided by the school's total enrollment and by each subgroup enrollment.

	School	State Target
Schoolwide	.6%	2%
White	.7%	
Black	0%	
Hispanic	.6%	
American Indian	-	
Asian	1%	
Native Hawaiian	-	
Two or More Races	-	
Students with Disability	.3%	
Limited English Proficient Students	2.5%	
Economically Disadvantaged Students	.4%	

### GRADUATION AND POSTSECONDARY

HUDSON

NORTH BERGEN TWP

GRADE SPAN 09-12

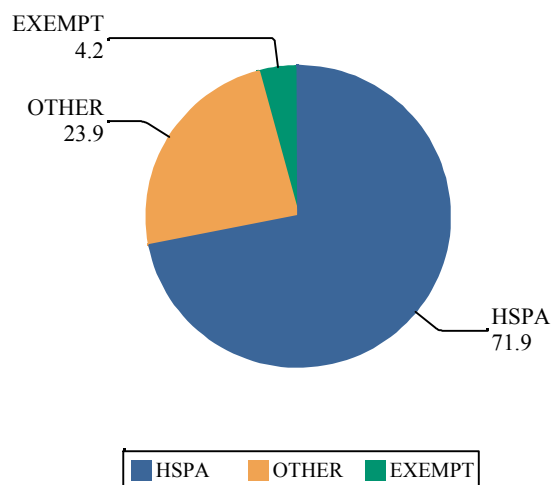
NORTH BERGEN HIGH SCHOOL

7417 KENNEDY BLVD

N BERGEN, NEW JERSEY 07047-5916

#### Graduation Pathway Rates

This chart presents the percentage of high school graduates who graduated by passing both sections of the HSPA, who were exempt from passing the HSPA, or who demonstrated proficiency through an alternative pathway such as through the Alternative High School Assessment, achievement of the 'Just Proficient Mean' or an appeal process.



#### Extended Year Graduation Rate

The chart below presents the 4-year and 5-year graduation rate for the prior school year's cohort in addition to the 4-year graduation rate for last year's cohort.

Class of	4-year Rate	5-year Rate
2011	86%	89%
2012	83%	88%
2013	85%	

#### Postsecondary Enrollment Rates

This chart presents the enrollment rates of this school's high school graduates, 16-months after high school graduation. The data is from the National Student Clearinghouse which reports that it collects student-level enrollment data from 95% of Institutions of Higher Education nationwide.

The last columns indicate, for the schoolwide total and each subgroup, the percentage of postsecondary enrollees that were enrolled in either a 2 year or a 4 year institution.

	Percent Enrolled	Percent in 2 Year	Percent in 4 Year
<b>Schoolwide</b>	71%	50%	49.5%
White	65.6%	38.1%	61.9%
Black	-	-	-
Hispanic	70.3%	53.6%	45.8%
Asian	84.8%	21.4%	78.6%
American Indian	-	-	-
Native Hawaiian	-	-	-
Two or More Races	-	-	-
Students with Disability	64.4%	72.3%	27.7%
Limited English Proficient Students	63.2%	83.3%	16.7%
Economically Disadvantaged Students	71.4%	50%	49.2%



# State of New Jersey

2012-13

17-3610-050

## WITHIN SCHOOL ACHIEVEMENT GAP

HUDSON

NORTH BERGEN TWP

GRADE SPAN 09-12

NORTH BERGEN HIGH SCHOOL

7417 KENNEDY BLVD

N BERGEN, NEW JERSEY 07047-5916

This section of the performance report presents data about the achievement gap that exists within a school - as measured by the difference between the students' scale scores at the 25th and 75th percentile in the school, the so-called Interquartile Range (IQR). Taken together with an understanding of the overall and average achievement levels in the school, the IQR furthers an understanding of the range of student outcomes that exist in a school. A school gap smaller than the state gap indicates that the school's range of student outcomes is narrower than the state's while a school gap larger than the state gap indicates that the school's range of student outcomes is larger than the state's.

### High School

#### HSPA Language Arts 25th %ile vs 75th%ile

This table presents the scale scores associated with students at the bottom (0th percentile), the 25th percentile, the 50th percentile, the 75th percentile and the top (99th percentile) of school's distribution.

Percentile	School Scaled Score	State Scaled Score
99th	257	291
75th	240	247
50th	233	237
25th	220	222
0th	100	100

	Scaled Score Gap - School	Scaled Score Gap - State
25th vs 75th Gap	20	25

### Grade Level - 11

#### HSPA Math 25th %ile vs 75th%ile

This table presents the scale scores associated with students at the bottom (0th percentile), the 25th percentile, the 50th percentile, the 75th percentile and the top (99th percentile) of school's distribution.

Percentile	School Scaled Score	State Scaled Score
99th	263	300
75th	235	251
50th	220	231
25th	206	209
0th	145	136

	Scaled Score Gap - School	Scaled Score Gap - State
25th vs 75th Gap	29	42



# State of New Jersey

2012-13

17-3610-050

NORTH BERGEN HIGH SCHOOL

7417 KENNEDY BLVD

N BERGEN, NEW JERSEY 07047-5916

## SCHOOL CLIMATE

HUDSON

NORTH BERGEN TWP

GRADE SPAN 09-12

### Length of School Day

This table presents the amount of time a school is in session for a typical student on a normal school day.

	School
2012-13	7 Hrs. 29 Mins.

### Student Suspension Rate

This table presents the percentage of students who were suspended one or more times during the school year.

	School
2012-13	26.9%

### Instructional Time

This table presents the amount of time that a typical student is engaged in instructional activities under the supervision of a certified teacher.

2012-13	School
Full Time	6 Hrs. 49 Mins.
Shared Time	3 Hrs. 30 Mins.

### Student Expulsions

This table presents the number of students who were expelled from the school and district during the school year.

	School
2012-13	0

### Student to Staff Ratio

This table presents the count of students per faculty member or administrator in the school. All staff are counted in full-time equivalents.

2012-13	School
Faculty	13
Administrators	433

**SCHOOL PEER GROUP**

North Bergen High School

17-3610-050

This table presents the list of peer schools in alphabetical order by county name that was created specifically for this school (highlighted in yellow). Peer schools are drawn from across the state and represent schools that have similar grade configurations and that are educating students of similar demographic characteristics, as measured by enrollment in Free/Reduced Lunch Programs, Limited English Proficiency or Special Education Programs.

<u>COUNTY NAME</u>	<u>DISTRICT NAME</u>	<u>SCHOOL NAME</u>	<u>CDS CODE</u>	<u>GRAD ESPAN</u>	<u>FRPL</u>	<u>LEP</u>	<u>SpED</u>
ATLANTIC	GREATER EGG HARBOR REG	CEDAR CREEK HIGH SCHOOL	01-1790-060	09-12	39.2%	1.1%	18.7%
ATLANTIC	GREATER EGG HARBOR REG	OAKCREST HIGH SCHOOL	01-1790-050	09-12	45.0%	1.5%	18.3%
BERGEN	CLIFFSIDE PARK BORO	CLIFFSIDE PARK HIGH SCHOOL	03-0890-030	09-12	61.4%	10.0%	16.5%
BERGEN	GARFIELD CITY	GARFIELD HIGH SCHOOL	03-1700-050	09-12	59.7%	4.2%	14.8%
BERGEN	LODI BOROUGH	LODI HIGH SCHOOL	03-2740-050	09-12	60.8%	3.7%	11.8%
BURLINGTON	MAPLE SHADE TWP	MAPLE SHADE HIGH SCHOOL	05-3010-030	07-12	37.4%	2.1%	24.2%
BURLINGTON	PALMYRA BORO	PALMYRA HIGH SCHOOL	05-3920-050	07-12	40.1%	0.0%	21.8%
BURLINGTON	PEMBERTON TWP	PEMBERTON TOWNSHIP HIGH SCHOOL	05-4050-055	09-12	48.6%	0.5%	20.3%
BURLINGTON	RIVERSIDE TWP	RIVERSIDE HIGH SCHOOL	05-4450-050	09-12	41.1%	1.1%	22.1%
CAMDEN	COLLINGSWOOD BORO	COLLINGSWOOD HIGH SCHOOL	07-0940-030	09-12	42.2%	2.0%	18.8%
CAMDEN	LINDENWOLD BORO	LINDENWOLD HIGH SCHOOL	07-2670-005	09-12	65.4%	5.2%	16.5%
CAMDEN	PINE HILL BORO	OVERBROOK SENIOR HIGH SCHOOL	07-4110-010	09-12	38.5%	1.1%	19.3%
CAPE MAY	LOWER CAPE MAY REGIONAL	LOWER CAPE MAY REGIONAL HIGH SCHOOL	09-2820-050	09-12	35.7%	0.8%	28.9%
CAPE MAY	MIDDLE TWP	MIDDLE TOWNSHIP HIGH SCHOOL	09-3130-050	09-12	34.6%	0.5%	19.1%
CHARTERS	ACADEMY CHARTER HIGH SCHOOL	ACADEMY CHARTER HIGH SCHOOL	80-6010-910	09-12	47.4%	0.0%	19.3%
CHARTERS	CHARTER~TECH HIGH SCHOOL	CHARTER~TECH HIGH SCHOOL FOR THE PERFORMING ARTS	80-7410-940	09-12	52.2%	0.0%	13.4%
CHARTERS	UNION COUNTY TEAMS CS	UNION COUNTY TEAMS CHARTER SCHOOL	80-8010-980	KG-12	63.7%	0.0%	7.6%
CUMBERLANI	MILLVILLE CITY	MILLVILLE SENIOR HIGH SCHOOL	11-3230-050	09-12	51.1%	0.4%	21.5%
CUMBERLANI	VINELAND CITY	VINELAND SENIOR HIGH SCHOOL	11-5390-050	09-12	54.6%	2.4%	18.8%
GLOUCESTER	CLAYTON BORO	CLAYTON HIGH SCHOOL	15-0860-030	09-12	47.3%	0.9%	16.9%
GLOUCESTER	DEPTFORD TWP	DEPTFORD TOWNSHIP HIGH SCHOOL	15-1100-040	09-12	42.7%	0.1%	15.4%
GLOUCESTER	GLASSBORO	GLASSBORO HIGH SCHOOL	15-1730-050	09-12	38.1%	0.6%	20.5%
GLOUCESTER	WOODBURY CITY	WOODBURY JR-SR HIGH SCHOOL	15-5860-050	06-12	58.0%	0.6%	17.8%
HUDSON	JERSEY CITY	LIBERTY HIGH SCHOOL	17-2390-082	09-12	60.5%	0.5%	15.7%
HUDSON	NORTH BERGEN TWP	NORTH BERGEN HIGH SCHOOL	17-3610-050	09-12	64.0%	6.1%	14.6%
MONMOUTH	NEPTUNE TWP	NEPTUNE HIGH SCHOOL	25-3510-050	09-12	54.3%	2.6%	18.4%
PASSAIC	PATERSON CITY	SCHOOL OF BUSINESS TECHNOLOGY MARKETING & FINANCE	31-4010-306	09-12	68.1%	17.2%	22.8%
PASSAIC	PATERSON CITY	SCHOOL OF EARTH AND SPACE SCIENCE	31-4010-005	09-12	68.0%	7.5%	11.8%
SOMERSET	BOUND BROOK BORO	BOUND BROOK HIGH SCHOOL	35-0490-020	09-12	58.8%	5.2%	15.8%
SOMERSET	NORTH PLAINFIELD BORO	NORTH PLAINFIELD HIGH SCHOOL	35-3670-050	07-12	64.2%	4.4%	14.8%
UNION	RAHWAY CITY	RAHWAY HIGH SCHOOL	39-4290-050	09-12	53.8%	2.0%	16.4%



# State of New Jersey

2012-13

17-5240-055

## OVERVIEW

HUDSON

UNION CITY

GRADE SPAN 09-12

UNION CITY HIGH SCHOOL

2500 KENNEDY BLVD

UNION CITY, NEW JERSEY 07087

This school's academic performance **lags in comparison** to schools across the state. Additionally, its academic performance **is high when compared** to its peers. This school's college and career readiness **lags in comparison** to schools across the state. Additionally, its college and career readiness **is about average when compared** to its peers. This school's graduation and post-secondary performance **significantly lags in comparison** to schools across the state. Additionally, its graduation and post-secondary readiness **is about average when compared** to its peers.

Performance Areas	Peer Percentile	Statewide Percentile	Percent of Targets Met
Academic Achievement	60	26	100%
College & Career Readiness	43	20	0%
Graduation and Post-Secondary	47	15	50%

### Improvement Status

N/A

### Rationale

N/A

**Very High Performance** is defined as being **equal to or above the 80th percentile**.

**High Performance** is defined as being **between the 60th and 79.9th percentiles**.

**Average Performance** is defined as being **between the 40th and 59.9th percentiles**.

**Lagging Performance** is defined as being **between the 20th and 39.9th percentiles**.

**Significantly Lagging Performance** is defined as being **equal to or below the 19.9th percentile**.

**Peer Schools** are schools that have similar grade levels and students with similar demographic characteristics, such as the percentage of students qualifying for Free/Reduced Lunch, Limited English Proficiency programs or Special Education programs.

### Academic Achievement

This school outperforms **26%** of schools statewide as noted by its statewide percentile and **60%** of schools educating students with similar demographic characteristics as noted in its peer school percentile in the performance area of Academic Achievement. Additionally, this school is meeting **100%** of its performance targets in the area of Academic Achievement.



Academic Achievement measures the content knowledge students have in language arts literacy and math. For high schools, this includes measures of the school's proficiency rate on both the Language Arts Literacy and Math sections of the New Jersey High School Proficiency Assessment (HSPA). A proficiency rate is calculated by summing the count of students who scored either proficient or advanced proficient on the assessment and dividing by the count of valid test scores.

### College and Career Readiness

This school outperforms **20%** of schools statewide as noted by its statewide percentile and **43%** of schools educating students with similar demographic characteristics as noted in its peer school percentile in the performance area of College and Career Readiness. Additionally, this school is meeting **0%** of its performance targets in the area of College and Career Readiness.



College and Career Readiness measures the degree to which students are demonstrating behaviors that are indicative of future attendance and/or success in college and careers. For high schools, this includes measures of participation in college readiness tests such as the SAT, ACT or PSAT and in rigorous coursework as defined by participation in AP or IB courses in English, math, social studies and science.

### Graduation and Post-Secondary

This school outperforms **15%** of schools statewide as noted by its statewide percentile and **47%** of schools educating students with similar demographic characteristics as noted in its peer school percentile in the performance area of Graduation and Post-Secondary. Additionally, this school is meeting **50%** of its performance targets in the area of Graduation and Post-Secondary.



Graduation and Postsecondary measures the rate at which students who begin high school four years earlier graduate within four years. Also included is a measure of the rate at which students in a particular school drop out of school.

## DEMOGRAPHIC INFORMATION

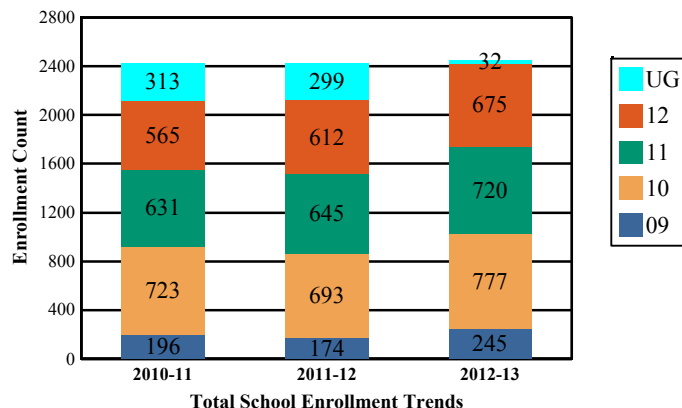
HUDSON

UNION CITY

GRADE SPAN 09-12

### Enrollment by Grade, in Full Time Equivalent

This graph presents the count of students who were 'on roll' by grade in October of each school year.

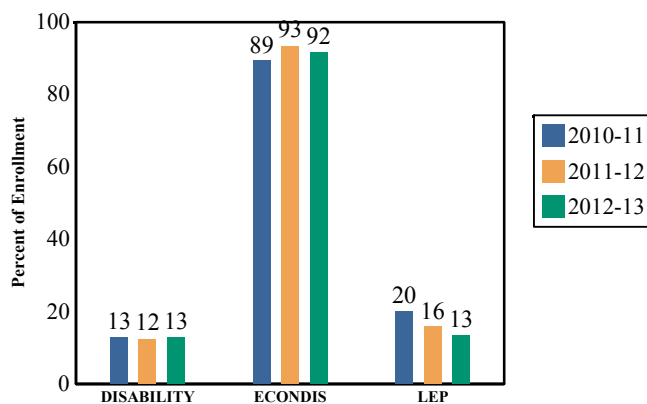


Note: "UG" represents the count of students who are 'on roll' in this school but who are educated in ungraded classrooms, meaning that the classrooms may contain students from multiple grade levels.

### Total School Enrollment in Full Time Equivalent

2011-12	2,423
2012-13	2,449

### Enrollment Trends by Program Participation



### Current Year Enrollment by Program Participation

2012-2013	Count of Students	Percentage of Enrollment
Students with Disability	311	13%
Economically Disadvantaged Students	2,245	91.7%
Limited English Proficient Students	326	13.3%

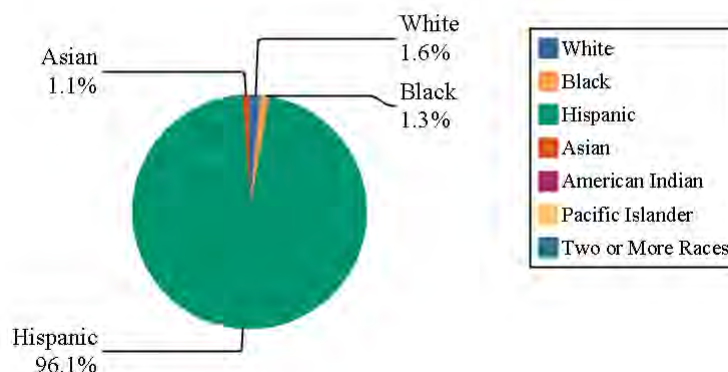
### Language Diversity

This table presents the percentage of students who primarily speak each language in their home.

2012-13	Percent
Spanish	75.2%
English	23.2%
Arabic	0.5%
Chinese	0.3%
Wolof	0.2%
Sinhalese	0.2%
Other	0.5%

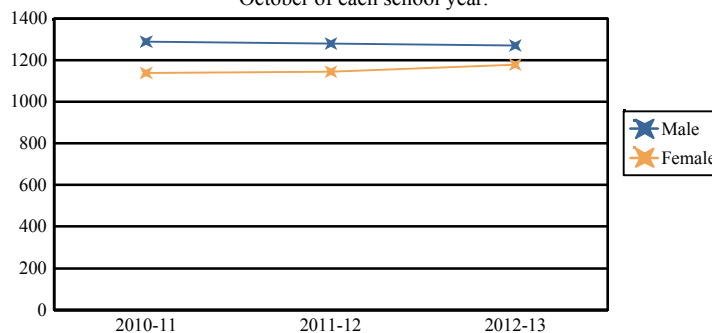
### Enrollment by Ethnic/Racial Subgroup

This graph presents the percentages of enrollment for each subgroup defined by the No Child Left Behind Act of 2001



### Enrollment by Gender

This graph presents the count of students by gender who were 'on roll' (FTE) in October of each school year.



	Male	Female
2010-11	1,289	1,139
2011-12	1,279	1,144
2012-13	1,271	1,178

### ACADEMIC ACHIEVEMENT

HUDSON

UNION CITY

GRADE SPAN 09-12

UNION CITY HIGH SCHOOL

2500 KENNEDY BLVD

UNION CITY, NEW JERSEY 07087

Academic Achievement measures the content knowledge students have in Language Arts Literacy and Math. In high schools, this includes the outcomes of the New Jersey High School Proficiency Assessment (HSPA). The first column - Schoolwide Performance - in the table below includes measures of the total schoolwide proficiency rate in both Language Arts Literacy and Math across multiple administrations of the assessment. The second column - Peer School Percentile - indicates where the school's proficiency rate compares to its group of peer schools. For example, a school that has a peer school percentile of 65 has a proficiency rate that is higher than 65% of its peer schools. The third column - Statewide Percentile - indicates where the school's proficiency rate compares to schools across the state. For example, a school that has a statewide percentile of 30 has a proficiency rate that is higher than 30% of all schools with HSPA scores statewide. The last column - Percent of Targets Met - presents the percentage of progress targets met as defined by the NJDOE's NCLB waiver.

The Summary row presents the averages of the peer school percentiles, the average of statewide percentiles and the percentage of statewide targets met.

Academic Achievement Indicators	Schoolwide Performance	Peer Percentile	State Percentile	Percent of Targets Met
HSPA Language Arts Proficiency and above	90%	48	23	100%
HSPA Math Proficiency and above	80%	71	29	100%
<b>SUMMARY - Academic Achievement</b>		60	26	100%

### NCLB Progress Targets - Language Arts Literacy

This table presents the Progress Targets as uniquely calculated for each subgroup in each school under NJDOE's NCLB waiver. The methodology - as defined by the United States Department of Education - is calculated so that each subgroup will halve the gap between their 2011 proficiency rate and 100% proficiency by 2017.

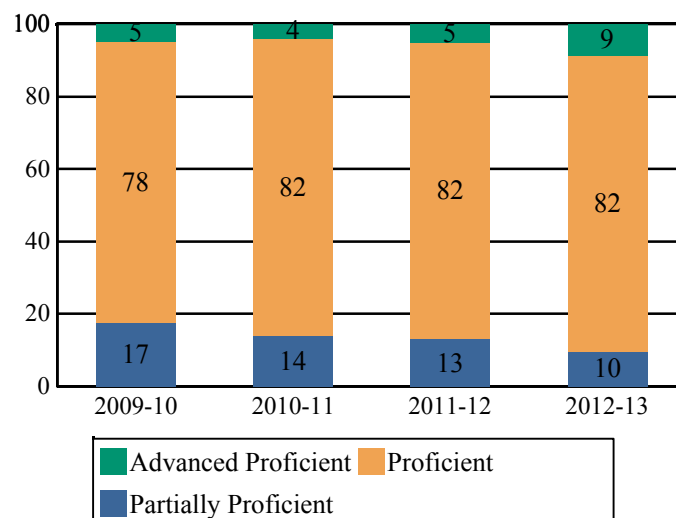
Subgroups	Total Valid Scores	Pass Rate	Target	Met Target?
Schoolwide	639	90.4	88.5	YES
White	-	-		--
Black	-	-		--
Hispanic	612	90.2	88.2	YES
American Indian	-	-		--
Asian	-	-		--
Two or More Races	-	-		--
Students with Disability	103	74.8	62.7	YES
Limited English Proficient Students	90	61.1	70	YES*
Economically Disadvantaged Students	581	90.7	88.1	YES

YES\* = Met Progress Target (Confidence Interval Applied)

Data is presented for subgroups when the count is high enough under NCLB suppression rules.

### Proficiency Trends - Language Arts Literacy

This graph presents the percentage of students who scored in the Advanced Proficient, Proficient and Partially Proficient categories of the statewide Language Arts Literacy assessment over the prior four years.



## ACADEMIC ACHIEVEMENT

HUDSON

UNION CITY

GRADE SPAN 09-12

### NCLB Progress Targets - Math

This table presents the Progress Targets as uniquely calculated for each subgroup in each school under NJDOE's NCLB waiver. The methodology - as defined by the United States Department of Education - is calculated so that each subgroup will halve the gap between their 2011 proficiency rate and 100% proficiency by 2017.

Subgroups	Total Valid Scores	Pass Rate	Target	Met Target?
Schoolwide	638	80.1	78.3	YES
White	-	-		--
Black	-	-		--
Hispanic	611	79.7	77.7	YES
American Indian	-	-		--
Asian	-	-		--
Two or More Races	-	-		--
Students with Disability	103	39.8	48.6	YES*
Limited English Proficient Students	89	70.8	62.8	YES
Economically Disadvantaged Students	580	80.4	78.1	YES

YES\* = Met Progress Target (Confidence Interval Applied)

Data is presented for subgroups when the count is high enough under NCLB suppression rules.

### Proficiency Outcomes - Biology

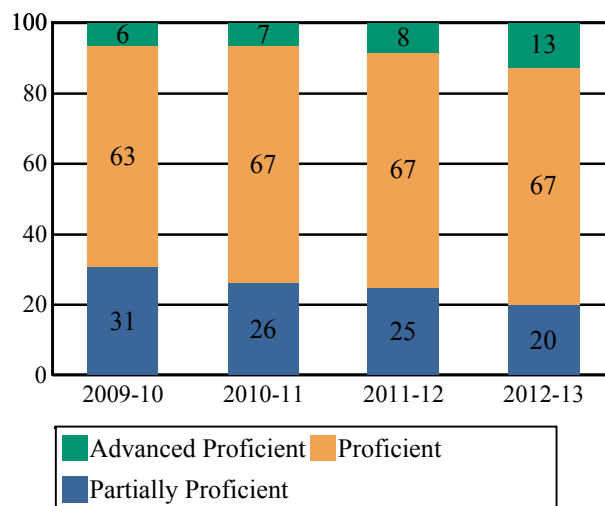
This table presents the percentage of students who scored in the Advanced Proficient, Proficient and Partially Proficient categories of the New Jersey Biology Competency Test (NJBCT) in the latest school year.

Subgroups	Advanced	Proficient	Partially Proficient
Schoolwide	3%	38%	59%
White	-	-	-
Black	-	-	-
Hispanic	2%	38%	59%
American Indian	-	-	-
Asian	-	-	-
Two or More Races	-	-	-
Students with Disability	0%	14%	86%
Limited English Proficient Students	1%	18%	81%
Economically Disadvantaged Students	2%	38%	60%

Data is presented for subgroups when the count is high enough under NCLB suppression rules.

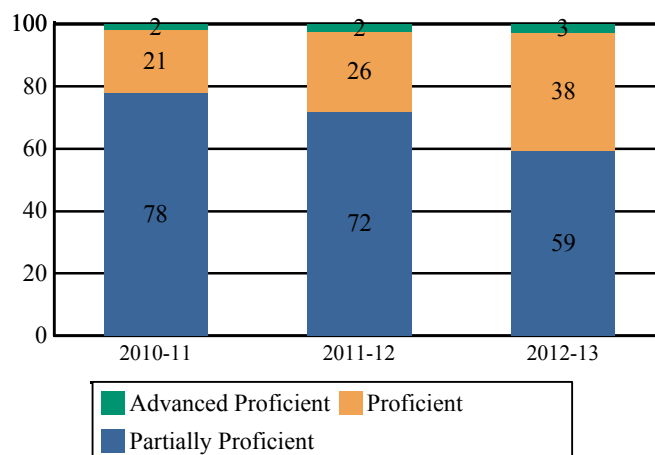
### Proficiency Trends - Math

This graph presents the percentage of students who scored in the Advanced Proficient, Proficient and Partially Proficient categories of the statewide Math assessment over the prior four years.



### Proficiency Trends - Biology

This graph presents the percentage of students who scored in the Advanced Proficient, Proficient, and Partially Proficient categories of the Biology Competency Test over the last two years.



### COLLEGE AND CAREER READINESS

HUDSON

UNION CITY

GRADE SPAN 09-12

UNION CITY HIGH SCHOOL

2500 KENNEDY BLVD

UNION CITY, NEW JERSEY 07087

Students in high schools begin to demonstrate college readiness behaviors long before they actually graduate from high school. Among those behaviors are taking college entrance exams and challenging themselves with rigorous course work. The table below presents five such indicators: the percentage of students enrolled in the 12th grade who took the SAT or ACT, the percentage of 10th and 11th graders who took the PSAT, the percentage of students who scored above the SAT benchmark of 1550, the percentage of 11th and 12th graders who took at least one AP or IB test in English, math, social studies or science, and the percentage of those AP or IB tests that were scored a 3 or higher.

The first column - Schoolwide Performance - represents the outcomes for these particular indicators in the school. The second column - Peer School Percentile - indicates how the school's performance compares to its group of peer schools. For example, a school whose peer school percentile is 65 in SAT participation has a higher SAT Participation than 65% of its peer group. The third column - Statewide Percentile - indicates how the school's performance compares to schools across the state. The fourth column - Statewide Target - provides the statewide targets for each of these indicators. The last column - Met Target? - indicates whether the School Performance met or exceeded the statewide target.

The Summary row presents the averages of the peer school percentiles, the average of statewide percentiles and the percentage of statewide targets met.

College and Career Readiness Indicators	Schoolwide Performance	Peer Percentile	Statewide Percentile	Statewide Target	Met Target?
Percent of Students Participating in SAT or ACT	68%	35	27	80%	NO
Percent of Students Participating in PSAT	11%	8	7	60%	NO
Percent of Students Scoring Above 1550 on SAT	9%	68	18	40%	NO
Percent of Students Taking at least one AP Test or IB Test in English, Math, Social Studies or Science	9%	19	21	35%	NO
Percent of AP Tests $\geq 3$ or IB Test $\geq 4$ in English, Math, Social Studies or Science	40%	83	29	75%	NO
Summary		43	20		0%

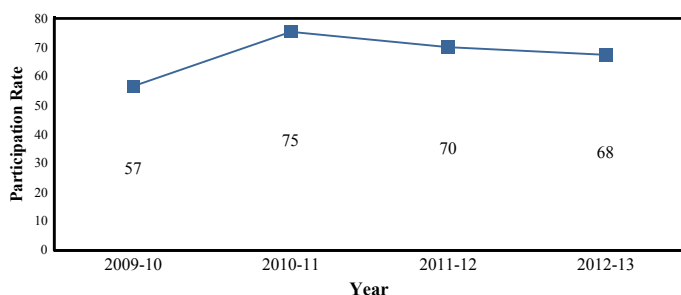
#### College Readiness Test Participation

The first column of the table below presents the percentage of students enrolled in the 12th grade who took the SAT or ACT and the percentage of students enrolled in 10th and 11th grade who took the PSAT. The second column provides the average across the school's peer group for these two metrics.

2012-13 Percent of Students	School	Peer Avg.	State Avg.
Participating in SAT	67.6%	70.7%	75.3%
Participating in ACT	1.8%		20.6%
Participating in PSAT	10.7%	43.5%	52.5%

#### Participation Trends - SAT Testing

This graph presents the participation rate in the SAT over the last four years.



#### AP/IB Participation - 'Unique' Students

The table below presents the proportion of 'unique' students enrolled in at least 11th and 12th grade i.e., each student is counted once regardless of how many AP or IB courses he/she may take. The table also presents the proportion of how many 'unique' students took at least one AP or IB test to the school's enrollment in 11th and 12th grade.

2012-13 Percent of Students Taking	School	Peer Avg.	State Avg.
One or More Course	12.9%	23.5%	32.8%
One or More Test	12.9%	23.7%	26.8%
At least one AP or IB Test in English, Math, Social Studies or Science	8.6%	17.7%	18.9%

Note: Students who are enrolled in AP/IB coursework or take AP/IB tests in grades other than 11th and 12th are included in the numerator of this calculation.

#### AP /IB Test Results

This table presents the percentage of all AP/IB tests taken by students enrolled in the school that were scored AP  $\geq 3$  and scored IB  $\geq 4$ .

2012-13	School	Peer Avg.	State Avg.
Percent of AP Tests $\geq 3$ or IB Test $\geq 4$	55.0%	21.5%	74.6%
Percent of Scores in AP $\geq 3$ or IB $\geq 4$ in English, Math, Social Studies or Science	40.0%	16.3%	75.1%



# State of New Jersey

2012-13

17-5240-055

## COLLEGE AND CAREER READINESS

HUDSON

UNION CITY

GRADE SPAN 09-12

UNION CITY HIGH SCHOOL

2500 KENNEDY BLVD

UNION CITY, NEW JERSEY 07087

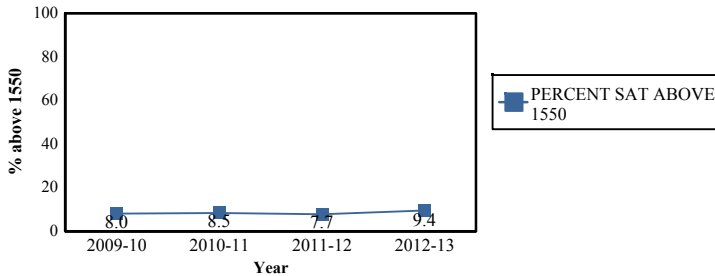
### Scholastic Assessment Test (SAT) Results

This table presents the percentage of students who achieved a composite SAT score of 1550 or higher. The SAT benchmark score of 1550 (Critical Reading, Mathematics and Writing Score combined) indicates a 65 percent likelihood of achieving a B- average or higher during the first year of college, which in turn has been found by the College Board's research to be indicative of a high likelihood of college success and completion.

2012-13	School	Peer Avg.	State Avg.
Percent of Students Scoring Above 1550 on SAT	9.4%	8.8%	43.9%

#### SAT Benchmark Trends

This chart presents the percentage of students who achieved a composite SAT score of 1550 or higher over the past four years.



### AP/IB Courses Offered

This table presents the count of students enrolled in each AP/IB course offered in this school in the first column. The second column presents the count of tests taken in each AP/IB course. The numbers may not match as some students do not take the test in the same year as they take the course and some students may take the course without taking the test or vice versa.

AP/IB Course Name	Students Enrolled	Students Tested
AP Biology	43	43
AP Spanish Language	37	48
AP Physics B	35	35
AP Chemistry	28	26
AP Spanish Literature	21	21
AP English Literature and Composition	20	20
AP Calculus AB	18	18
AP Music Theory	14	14
AP U.S. History	11	11

### Composite SAT Score

This chart presents the average composite SAT score from the last academic year for students enrolled in this school as well as the average scores achieved in Critical Reading, Mathematics and Writing. The averages from this school's peer group are also presented.

2012-13	School	Peer Avg.	State Avg.
Composite SAT Score	1,220	1,199	1,512
Critical Reading	396	393	495
Mathematics	426	413	521
Writing	398	393	496

This chart presents the scores achieved in Critical Reading, Mathematics and Writing by the students at the 25th percentile, the 50th percentile and the 75th percentile of the school's distribution of SAT scores.

2012-13	Critical Reading	Mathematics	Writing
75th Percentile	460	490	460
50th Percentile	400	420	390
25th Percentile	350	370	340



# State of New Jersey

2012-13

17-5240-055

UNION CITY HIGH SCHOOL

2500 KENNEDY BLVD

UNION CITY, NEW JERSEY 07087

## COLLEGE AND CAREER READINESS

HUDSON

UNION CITY

GRADE SPAN 09-12

### Visual and Performing Arts

The chart below contains the percentage of students who were enrolled in at least one Dance, Drama/Theater, Music or Visual Arts class in this school. The last row shows the percentage of students who were enrolled in any Visual and Performing Arts classes in the school.

Percent of Students Enrolled	School	State
Dance	4.0%	1.8%
Drama/Theater	6.0%	3.5%
Music	11.8%	16.7%
Visual Arts	25.7%	30.2%
Total: All Visual and Performing Arts	41.8%	47.3%

N/R - Data Not Reported

### GRADUATION AND POSTSECONDARY

HUDSON

UNION CITY

GRADE SPAN 09-12

UNION CITY HIGH SCHOOL

2500 KENNEDY BLVD

UNION CITY, NEW JERSEY 07087

This section of the performance report presents data about graduation, dropout and post-secondary attendance. The graduation rate is calculated according to the NCLB Cohort methodology as required by the United States Department of Education. Dropout rates are calculated from student-level data submitted by districts for students officially classified as dropouts. The dropout rate is the count of students who dropout in an academic year divided by the school's total enrollment.

The first column - Schoolwide Performance - represents the outcomes for these particular indicators in this school. The second column - Peer School Percentile - indicates how the school's performance compares to its group of peer schools. For example, a school whose peer percentile is 65 in Graduation Rate has a higher Graduation Rate than 65% of its peer group. The third column - Statewide Percentile - indicates how the school's performance compares to schools across the state. The fourth column - Statewide Target - provides the statewide targets for each of these indicators. The Statewide Target for Graduation Rate was established pursuant to NJDOE's NCLB Accountability Workbook. The last column - Met Target - indicates whether the School Performance met or exceeded the statewide target.

The Summary row presents the averages of the peer school percentile, the average of statewide percentile and the percentage of statewide targets met.

Graduation & Post Secondary Indicators	Schoolwide Performance	Peer Percentile	Statewide Percentile	Statewide Targets	Met Target
Overall Graduation Rate	79%	55	15	75%	YES
Dropout Rate	2.1%	39	14	2%	NO
SUMMARY - Graduation & Post-Secondary		47	15		50%

#### Graduation Rate by Subgroup

This table presents for all NCLB-identified subgroups the "4-year Adjusted Graduation Rate." This rate calculates the percentage of students who are awarded a regular, high school diploma within four years of becoming a first-time ninth grader. The rate is adjusted to account for students who 'transfer-in' and for students who are verified as 'transfers-out'.

	School	State Target
Schoolwide	79%	75%
White	-	
Black	-	
Hispanic	79%	
American Indian	-	
Asian	-	
Native Hawaiian	-	
Two or More Races	-	
Students with Disability	66%	
Limited English Proficient Students	75%	
Economically Disadvantaged Students	80%	

#### Dropout Rate by Subgroup

This table presents for all NCLB-identified subgroups the Dropout rate. This rate calculates the percentage of students who are classified as dropouts divided by the school's total enrollment and by each subgroup enrollment.

	School	State Target
Schoolwide	2.1%	2%
White	7.9%	
Black	0%	
Hispanic	2.1%	
American Indian	-	
Asian	-	
Native Hawaiian	-	
Two or More Races	-	
Students with Disability	2.2%	
Limited English Proficient Students	5.8%	
Economically Disadvantaged Students	2.2%	

### GRADUATION AND POSTSECONDARY

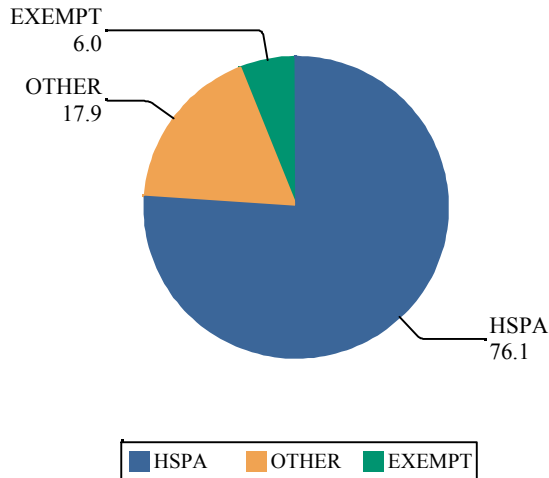
HUDSON

UNION CITY

GRADE SPAN 09-12

#### Graduation Pathway Rates

This chart presents the percentage of high school graduates who graduated by passing both sections of the HSPA, who were exempt from passing the HSPA, or who demonstrated proficiency through an alternative pathway such as through the Alternative High School Assessment, achievement of the 'Just Proficient Mean' or an appeal process.



#### Extended Year Graduation Rate

The chart below presents the 4-year and 5-year graduation rate for the prior school year's cohort in addition to the 4-year graduation rate for last year's cohort.

Class of	4-year Rate	5-year Rate
2011	89%	87%
2012	83%	86%
2013	79%	

#### Postsecondary Enrollment Rates

This chart presents the enrollment rates of this school's high school graduates, 16-months after high school graduation. The data is from the National Student Clearinghouse which reports that it collects student-level enrollment data from 95% of Institutions of Higher Education nationwide.

The last columns indicate, for the schoolwide total and each subgroup, the percentage of postsecondary enrollees that were enrolled in either a 2 year or a 4 year institution.

	Percent Enrolled	Percent in 2 Year	Percent in 4 Year
<b>Schoolwide</b>	69%	60.8%	38.8%
White	-	-	-
Black	-	-	-
Hispanic	68.3%	61.5%	38%
Asian	-	-	-
American Indian	-	-	-
Native Hawaiian	-	-	-
Two or More Races	-	-	-
Students with Disability	50.7%	76.5%	23.5%
Limited English Proficient Students	57.4%	75.9%	22.4%
Economically Disadvantaged Students	69.1%	60.9%	38.6%



# State of New Jersey

2012-13

17-5240-055

## WITHIN SCHOOL ACHIEVEMENT GAP

HUDSON  
UNION CITY

GRADE SPAN 09-12

UNION CITY HIGH SCHOOL  
2500 KENNEDY BLVD  
UNION CITY, NEW JERSEY 07087

This section of the performance report presents data about the achievement gap that exists within a school - as measured by the difference between the students' scale scores at the 25th and 75th percentile in the school, the so-called Interquartile Range (IQR). Taken together with an understanding of the overall and average achievement levels in the school, the IQR furthers an understanding of the range of student outcomes that exist in a school. A school gap smaller than the state gap indicates that the school's range of student outcomes is narrower than the state's while a school gap larger than the state gap indicates that the school's range of student outcomes is larger than the state's.

### High School

#### HSPA Language Arts 25th %ile vs 75th%ile

This table presents the scale scores associated with students at the bottom (0th percentile), the 25th percentile, the 50th percentile, the 75th percentile and the top (99th percentile) of school's distribution.

Percentile	School Scaled Score	State Scaled Score
99th	262	291
75th	237	247
50th	225	237
25th	213	222
0th	123	100

	Scaled Score Gap - School	Scaled Score Gap - State
25th vs 75th Gap	24	25

### Grade Level - 11

#### HSPA Math 25th %ile vs 75th%ile

This table presents the scale scores associated with students at the bottom (0th percentile), the 25th percentile, the 50th percentile, the 75th percentile and the top (99th percentile) of school's distribution.

Percentile	School Scaled Score	State Scaled Score
99th	267	300
75th	233	251
50th	217	231
25th	201	209
0th	145	136

	Scaled Score Gap - School	Scaled Score Gap - State
25th vs 75th Gap	32	42



# State of New Jersey

2012-13

17-5240-055

## SCHOOL CLIMATE

HUDSON

UNION CITY

GRADE SPAN 09-12

UNION CITY HIGH SCHOOL

2500 KENNEDY BLVD

UNION CITY, NEW JERSEY 07087

### Length of School Day

This table presents the amount of time a school is in session for a typical student on a normal school day.

	School
2012-13	7 Hrs. 0 Mins.

### Student Suspension Rate

This table presents the percentage of students who were suspended one or more times during the school year.

	School
2012-13	15.7%

### Instructional Time

This table presents the amount of time that a typical student is engaged in instructional activities under the supervision of a certified teacher.

2012-13	School
Full Time	6 Hrs. 30 Mins.
Shared Time	0 Hrs. 0 Mins.

### Student Expulsions

This table presents the number of students who were expelled from the school and district during the school year.

	School
2012-13	0

### Student to Staff Ratio

This table presents the count of students per faculty member or administrator in the school. All staff are counted in full-time equivalents.

2012-13	School
Faculty	14
Administrators	306

**SCHOOL PEER GROUP**

Union City High School

17-5240-055

This table presents the list of peer schools in alphabetical order by county name that was created specifically for this school (highlighted in yellow). Peer schools are drawn from across the state and represent schools that have similar grade configurations and that are educating students of similar demographic characteristics, as measured by enrollment in Free/Reduced Lunch Programs, Limited English Proficiency or Special Education Programs.

<u>COUNTY NAME</u>	<u>DISTRICT NAME</u>	<u>SCHOOL NAME</u>	<u>CDS CODE</u>	<u>GRAD ESPAN</u>	<u>FRPL</u>	<u>LEP</u>	<u>SpED</u>
ATLANTIC	ATLANTIC CITY	ATLANTIC CITY HIGH SCHOOL	01-0110-010	09-12	79.6%	2.6%	16.6%
ATLANTIC	PLEASANTVILLE CITY	PLEASANTVILLE HIGH SCHOOL	01-4180-050	09-12	82.3%	8.5%	18.0%
CAMDEN	CAMDEN CITY	CREATIVE ARTS MORGAN VILLAGE ACADEMY	07-0680-245	06-12	88.3%	0.8%	22.3%
CAMDEN	CAMDEN CITY	DR. CHARLES E. BRIMM MEDICAL ARTS HIGH SCHOOL	07-0680-029	09-12	88.3%	0.5%	2.4%
CAMDEN	CAMDEN CITY	WOODROW WILSON HIGH SCHOOL	07-0680-040	09-12	85.5%	20.9%	29.8%
CHARTERS	CAMDEN ACADEMY CHARTER HS	CAMDEN ACADEMY CHARTER HIGH SCHOOL	80-6212-903	09-12	92.9%	2.6%	12.6%
CHARTERS	LEAP ACADEMY UNIVERSITY CS	LEAP ACADEMY UNIVERSITY CHARTER SCHOOL	80-7109-931	KG-12	90.4%	3.7%	4.6%
CHARTERS	NORTH STAR ACAD. CS OF NEWARK	NORTH STAR ACADEMY CHARTER SCHOOLS OF NEWARK	80-7320-960	KG-12	83.4%	0.0%	7.8%
CHARTERS	TEAM ACADEMY CHARTER SCHOOL	TEAM ACADEMY CHARTER SCHOOL	80-7325-965	KG-12	86.7%	0.0%	12.5%
CHARTERS	THE BARACK OBAMA GREEN CHARTER HIGH	THE BARACK OBAMA GREEN CHARTER HIGH	80-6033-902	09-12	82.8%	0.0%	6.7%
CUMBERLAND	BRIDGETON CITY	BRIDGETON HIGH SCHOOL	11-0540-020	09-12	88.2%	4.8%	13.2%
ESSEX	NEWARK CITY	AMERICAN HISTORY HIGH SCHOOL	13-3570-087	06-12	90.8%	0.0%	5.7%
ESSEX	NEWARK CITY	ARTS HIGH SCHOOL	13-3570-010	07-12	82.2%	0.1%	6.3%
ESSEX	NEWARK CITY	BARRINGER HIGH SCHOOL	13-3570-020	09-12	87.6%	14.5%	26.5%
ESSEX	NEWARK CITY	CENTRAL HIGH SCHOOL	13-3570-030	09-12	92.2%	6.7%	17.7%
ESSEX	NEWARK CITY	NEWARK BRIDGES HIGH SCHOOL: A DIPLOMA PLUS SCHOOL	13-3570-305	09-12	81.0%	2.6%	18.5%
ESSEX	NEWARK CITY	TECHNOLOGY HIGH SCHOOL	13-3570-056	07-12	91.4%	0.2%	7.4%
ESSEX	NEWARK CITY	UNIVERSITY HIGH SCHOOL	13-3570-057	07-12	83.6%	0.0%	7.9%
ESSEX	NEWARK CITY	WEEQUAHIC HIGH SCHOOL	13-3570-070	09-12	88.3%	0.0%	19.4%
HUDSON	HARRISON TOWN	HARRISON HIGH SCHOOL	17-2060-050	09-12	84.9%	6.9%	14.7%
HUDSON	HOBOKEN CITY	HOBOKEN HIGH SCHOOL	17-2210-005	08-12	80.9%	2.2%	12.5%
HUDSON	JERSEY CITY	HENRY SNYDER	17-2390-050	09-12	71.2%	0.2%	31.5%
HUDSON	UNION CITY	UNION CITY HIGH SCHOOL	17-5240-055	09-12	91.7%	13.3%	12.7%
HUDSON	WEST NEW YORK TOWN	MEMORIAL HIGH SCHOOL	17-5670-050	09-12	83.5%	3.0%	15.1%
MERCER	TRENTON CITY	TRENTON CENTRAL HIGH SCHOOL - WEST CAMPUS	21-5210-051	09-12	79.7%	0.0%	15.3%
MIDDLESEX	NEW BRUNSWICK CITY	NEW BRUNSWICK HIGH SCHOOL	23-3530-050	09-12	89.2%	10.0%	17.1%
OCEAN	LAKEWOOD TWP	LAKEWOOD HIGH SCHOOL	29-2520-050	09-12	82.5%	5.9%	14.4%
PASSAIC	PATERSON CITY	SCHOOL OF HEALTH SCIENCE	31-4010-004	09-12	89.4%	5.5%	7.3%
UNION	ELIZABETH CITY	ADMIRAL WILLIAM F. HALSEY JR. LEADERSHIP ACADEMY	39-1320-402	09-12	88.5%	13.0%	11.9%
UNION	ELIZABETH CITY	ALEXANDER HAMILTON PREPARATORY ACADEMY	39-1320-405	09-12	87.9%	4.2%	6.8%
UNION	ELIZABETH CITY	THOMAS JEFFERSON ARTS ACADEMY	39-1320-403	09-12	88.1%	3.5%	14.1%

### OVERVIEW

HUDSON

WEEHAWKEN TWP

GRADE SPAN 07-12

This school's academic performance **is about average when compared** to schools across the state. Additionally, its academic performance **is high when compared** to its peers. This school's college and career readiness **is about average when compared** to schools across the state. Additionally, its college and career readiness **is high when compared** to its peers. This school's graduation and post-secondary performance **is high when compared** to schools across the state. Additionally, its graduation and post-secondary readiness **is very high when compared** to its peers.

Performance Areas	Peer Percentile	Statewide Percentile	Percent of Targets Met
Academic Achievement	65	48	90%
College & Career Readiness	69	51	20%
Graduation and Post-Secondary	89	71	100%

### Improvement Status

N/A

### Rationale

N/A

**Very High Performance** is defined as being **equal to or above the 80th percentile**.

**High Performance** is defined as being **between the 60th and 79.9th percentiles**.

**Average Performance** is defined as being **between the 40th and 59.9th percentiles**.

**Lagging Performance** is defined as being **between the 20th and 39.9th percentiles**.

**Significantly Lagging Performance** is defined as being **equal to or below the 19.9th percentile**.

**Peer Schools** are schools that have similar grade levels and students with similar demographic characteristics, such as the percentage of students qualifying for Free/Reduced Lunch, Limited English Proficiency programs or Special Education programs.

### Academic Achievement

This school outperforms **48%** of schools statewide as noted by its statewide percentile and **65%** of schools educating students with similar demographic characteristics as noted in its peer school percentile in the performance area of Academic Achievement. Additionally, this school is meeting **90%** of its performance targets in the area of Academic Achievement.



Academic Achievement measures the content knowledge students have in language arts literacy and math. For high schools, this includes measures of the school's proficiency rate on both the Language Arts Literacy and Math sections of the New Jersey High School Proficiency Assessment (HSPA). A proficiency rate is calculated by summing the count of students who scored either proficient or advanced proficient on the assessment and dividing by the count of valid test scores.

### College and Career Readiness

This school outperforms **51%** of schools statewide as noted by its statewide percentile and **69%** of schools educating students with similar demographic characteristics as noted in its peer school percentile in the performance area of College and Career Readiness. Additionally, this school is meeting **20%** of its performance targets in the area of College and Career Readiness.



College and Career Readiness measures the degree to which students are demonstrating behaviors that are indicative of future attendance and/or success in college and careers. For high schools, this includes measures of participation in college readiness tests such as the SAT, ACT or PSAT and in rigorous coursework as defined by participation in AP or IB courses in English, math, social studies and science.

### Graduation and Post-Secondary

This school outperforms **71%** of schools statewide as noted by its statewide percentile and **89%** of schools educating students with similar demographic characteristics as noted in its peer school percentile in the performance area of Graduation and Post-Secondary. Additionally, this school is meeting **100%** of its performance targets in the area of Graduation and Post-Secondary.



Graduation and Postsecondary measures the rate at which students who begin high school four years earlier graduate within four years. Also included is a measure of the rate at which students in a particular school drop out of school.



# State of New Jersey

2012-13

17-5580-050

## DEMOGRAPHIC INFORMATION

HUDSON

WEEHAWKEN TWP

GRADE SPAN 07-12

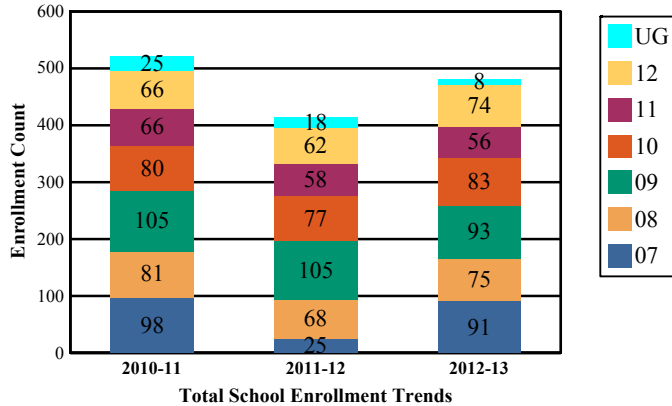
WEEHAWKEN HIGH SCHOOL

53 LIBERTY PLACE

WEEHAWKEN, NEW JERSEY 07086

### Enrollment by Grade, in Full Time Equivalent

This graph presents the count of students who were 'on roll' by grade in October of each school year.

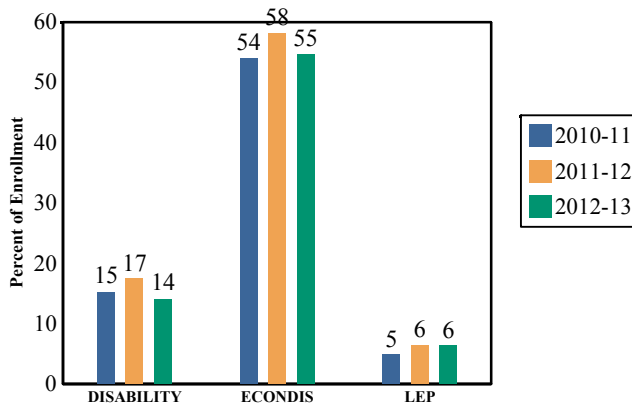


Note: "UG" represents the count of students who are 'on roll' in this school but who are educated in ungraded classrooms, meaning that the classrooms may contain students from multiple grade levels.

### Total School Enrollment in Full Time Equivalent

2011-12	413
2012-13	480

### Enrollment Trends by Program Participation



### Current Year Enrollment by Program Participation

2012-2013	Count of Students	Percentage of Enrollment
Students with Disability	68	14%
Economically Disadvantaged Students	262	54.6%
Limited English Proficient Students	30	6.3%

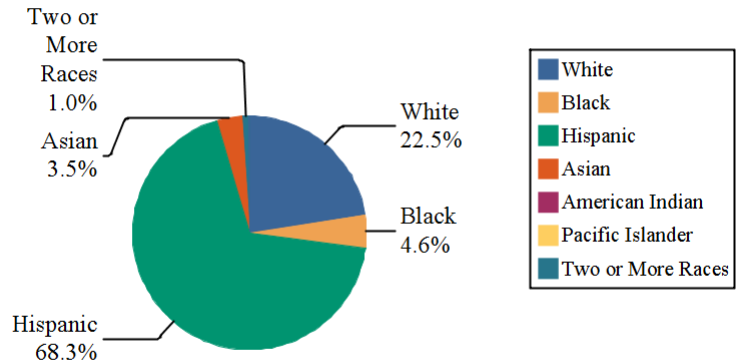
### Language Diversity

This table presents the percentage of students who primarily speak each language in their home.

2012-13	Percent
English	55.4%
Spanish	40.2%
Chinese	1.0%
Urdu	0.6%
Italian	0.4%
Arabic	0.4%
Other	1.9%

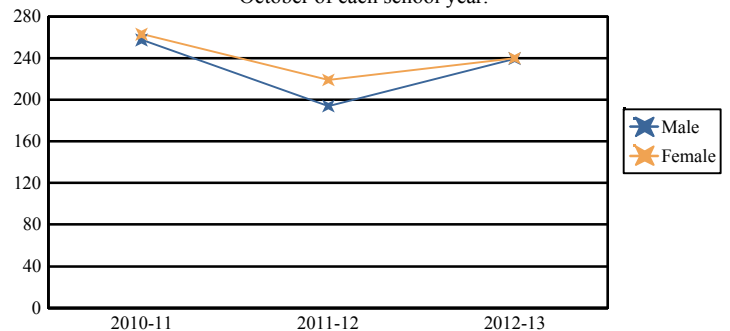
### Enrollment by Ethnic/Racial Subgroup

This graph presents the percentages of enrollment for each subgroup defined by the No Child Left Behind Act of 2001



### Enrollment by Gender

This graph presents the count of students by gender who were 'on roll' (FTE) in October of each school year.



	Male	Female
2010-11	258	263
2011-12	194	219
2012-13	240	240

### ACADEMIC ACHIEVEMENT

HUDSON

WEEHAWKEN TWP

GRADE SPAN 07-12

WEEHAWKEN HIGH SCHOOL

53 LIBERTY PLACE

WEEHAWKEN, NEW JERSEY 07086

Academic Achievement measures the content knowledge students have in Language Arts Literacy and Math. In high schools, this includes the outcomes of the New Jersey High School Proficiency Assessment (HSPA). The first column - Schoolwide Performance - in the table below includes measures of the total schoolwide proficiency rate in both Language Arts Literacy and Math across multiple administrations of the assessment. The second column - Peer School Percentile - indicates where the school's proficiency rate compares to its group of peer schools. For example, a school that has a peer school percentile of 65 has a proficiency rate that is higher than 65% of its peer schools. The third column - Statewide Percentile - indicates where the school's proficiency rate compares to schools across the state. For example, a school that has a statewide percentile of 30 has a proficiency rate that is higher than 30% of all schools with HSPA scores statewide. The last column - Percent of Targets Met - presents the percentage of progress targets met as defined by the NJDOE's NCLB waiver.

The Summary row presents the averages of the peer school percentiles, the average of statewide percentiles and the percentage of statewide targets met.

Academic Achievement Indicators	Schoolwide Performance	Peer Percentile	State Percentile	Percent of Targets Met
HSPA Language Arts Proficiency and above	92%	32	28	100%
HSPA Math Proficiency and above	92%	97	67	80%
<b>SUMMARY - Academic Achievement</b>		65	48	90%

### NCLB Progress Targets - Language Arts Literacy

This table presents the Progress Targets as uniquely calculated for each subgroup in each school under NJDOE's NCLB waiver. The methodology - as defined by the United States Department of Education - is calculated so that each subgroup will halve the gap between their 2011 proficiency rate and 100% proficiency by 2017.

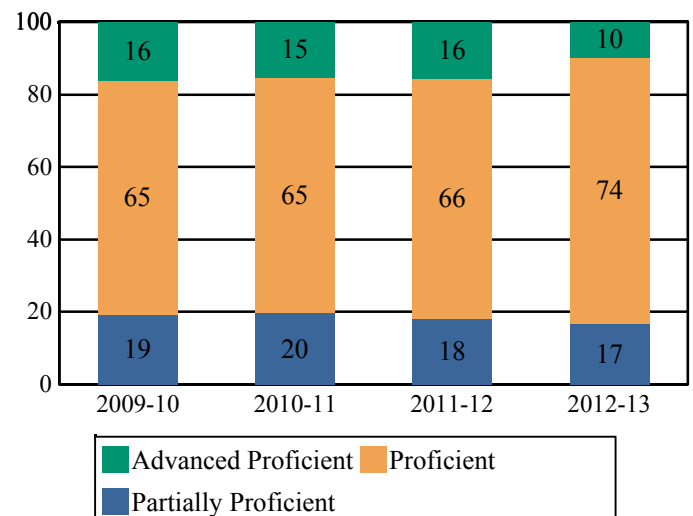
Subgroups	Total Valid Scores	Pass Rate	Target	Met Target?
Schoolwide	228	83.3	83.7	YES*
White	46	89.1	87.5	YES
Black	-	-		--
Hispanic	159	83.6	81	YES
American Indian	-	-		--
Asian	-	-		--
Two or More Races	-	-		--
Students with Disability	37	48.6	44.5	YES
Limited English Proficient Students	-	-		--
Economically Disadvantaged Students	120	84.2	79.7	YES

YES\* = Met Progress Target (Confidence Interval Applied)

Data is presented for subgroups when the count is high enough under NCLB suppression rules.

### Proficiency Trends - Language Arts Literacy

This graph presents the percentage of students who scored in the Advanced Proficient, Proficient and Partially Proficient categories of the statewide Language Arts Literacy assessment over the prior four years.



### ACADEMIC ACHIEVEMENT

HUDSON

WEEHAWKEN TWP

GRADE SPAN 07-12

WEEHAWKEN HIGH SCHOOL

53 LIBERTY PLACE

WEEHAWKEN, NEW JERSEY 07086

#### NCLB Progress Targets - Math

This table presents the Progress Targets as uniquely calculated for each subgroup in each school under NJDOE's NCLB waiver. The methodology - as defined by the United States Department of Education - is calculated so that each subgroup will halve the gap between their 2011 proficiency rate and 100% proficiency by 2017.

Subgroups	Total Valid Scores	Pass Rate	Target	Met Target?
Schoolwide	228	73.2	80.7	NO
White	46	78.3	84.8	YES*
Black	-	-	-	--
Hispanic	159	72.3	77.7	YES*
American Indian	-	-	-	--
Asian	-	-	-	--
Two or More Races	-	-	-	--
Students with Disability	37	45.9	38.6	YES
Limited English Proficient Students	-	-	-	--
Economically Disadvantaged Students	120	71.7	75.4	YES*

YES\* = Met Progress Target(Confidence Interval Applied)

Data is presented for subgroups when the count is high enough under NCLB suppression rules.

#### Proficiency Outcomes - Biology

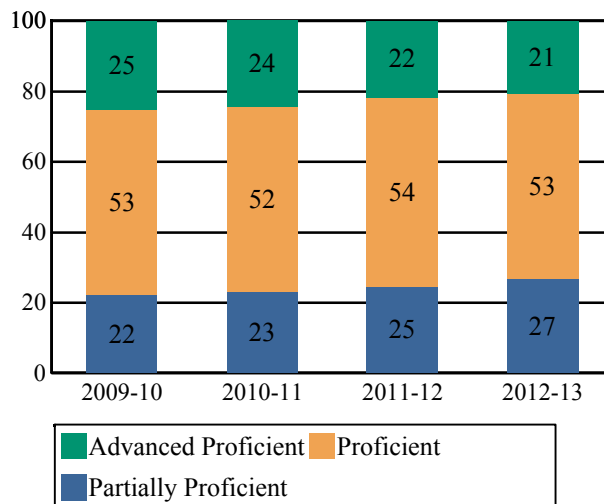
This table presents the percentage of students who scored in the Advanced Proficient, Proficient and Partially Proficient categories of the New Jersey Biology Competency Test (NJBCT) in the latest school year.

Subgroups	Advanced	Proficient	Partially Proficient
Schoolwide	27%	48%	24%
White	-	-	-
Black	-	-	-
Hispanic	24%	50%	26%
American Indian	-	-	-
Asian	-	-	-
Two or More Races	-	-	-
Students with Disability	-	-	-
Limited English Proficient Students	-	-	-
Economically Disadvantaged Students	35%	41%	24%

Data is presented for subgroups when the count is high enough under NCLB suppression rules.

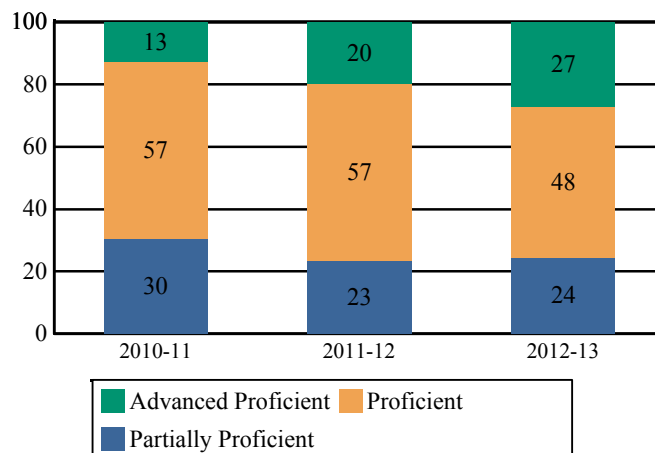
#### Proficiency Trends - Math

This graph presents the percentage of students who scored in the Advanced Proficient, Proficient and Partially Proficient categories of the statewide Math assessment over the prior four years.



#### Proficiency Trends - Biology

This graph presents the percentage of students who scored in the Advanced Proficient, Proficient, and Partially Proficient categories of the Biology Competency Test over the last two years.



### ACADEMIC ACHIEVEMENT

HUDSON

WEEHAWKEN TWP

GRADE SPAN 07-12

#### NJASK Results - Language Arts Literacy Grade Level - 07

This table presents the grade level proficiency results, as measured by NJASK, in Advanced Proficient, Proficient, and Partially Proficient categories for all appropriate subgroups.

Subgroups	Advanced Proficient	Proficient	Partially Proficient
Schoolwide	10%	61%	29%
White	21%	71%	7%
Black	-	-	-
Hispanic	5%	65%	31%
American Indian	-	-	-
Asian	-	-	-
Two or More Races	-	-	-
Students with Disability	-	-	-
Limited English Proficient Students	-	-	-
Economically Disadvantaged Students	6%	66%	28%

Data is presented for subgroups when the count is high enough under NCLB suppression rules.

#### NJASK Results - Language Arts Literacy Grade Level - 08

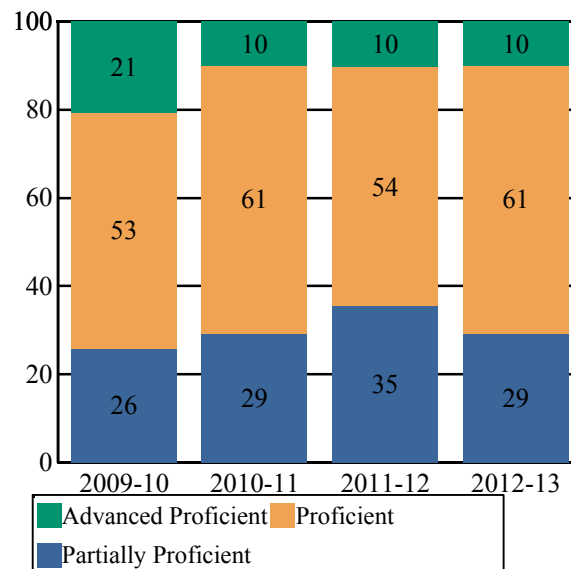
This table presents the grade level proficiency results, as measured by NJASK, in Advanced Proficient, Proficient, and Partially Proficient categories for all appropriate subgroups.

Subgroups	Advanced Proficient	Proficient	Partially Proficient
Schoolwide	13%	77%	9%
White	18%	71%	12%
Black	-	-	-
Hispanic	8%	84%	8%
American Indian	-	-	-
Asian	-	-	-
Two or More Races	-	-	-
Students with Disability	-	-	-
Limited English Proficient Students	-	-	-
Economically Disadvantaged Students	5%	86%	8%

Data is presented for subgroups when the count is high enough under NCLB suppression rules.

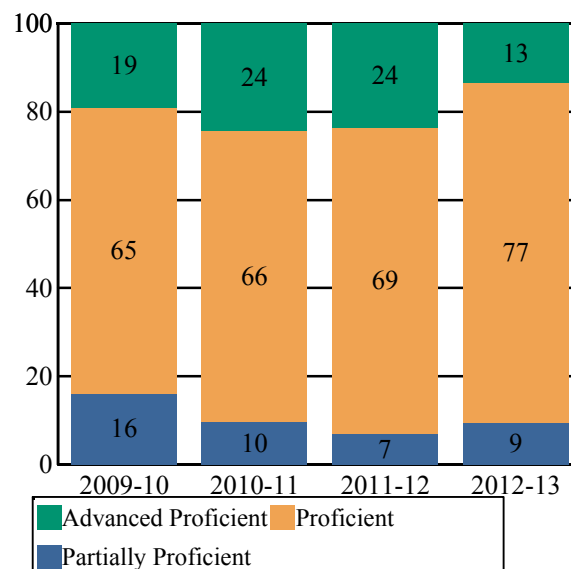
#### NJASK Proficiency Trends - Language Arts Literacy - Grade Level - 07

This graph presents the grade level outcomes in the categories of Advanced Proficient, Proficient, and Partially Proficient over the last four years.



#### NJASK Proficiency Trends - Language Arts Literacy - Grade Level - 08

This graph presents the grade level outcomes in the categories of Advanced Proficient, Proficient, and Partially Proficient over the last four years.





# State of New Jersey

2012-13

17-5580-050

## ACADEMIC ACHIEVEMENT

HUDSON

WEEHAWKEN TWP

GRADE SPAN 07-12

WEEHAWKEN HIGH SCHOOL

53 LIBERTY PLACE

WEEHAWKEN, NEW JERSEY 07086

### 2013 National Assessment Educational Progress (NAEP)

The National Assessment of Educational Progress (NAEP) is the largest national assessment of what our nation's students know and can do. NAEP assesses fourth-, eighth-, and twelfth-grade students in subjects such as reading, mathematics, science, and writing. The reporting of NAEP scores on state report cards is a federal mandate. The results of NAEP are also published as the Nation's Report Card, and are available for the nation, states, and, in some cases, urban districts. The NAEP scores on the report card include grades four and eight 2013 reading and math scores for New Jersey which are the last scores published. For subgroup outcomes, visit :

<http://www.nj.gov/education/pr/1213/naep/naep4read.html> For more information, visit <http://nces.ed.gov/nationsreportcard/>

Grade 4 Reading	State/Nation	Below Basic	Basic	Proficient	Advanced
All Students	State (NJ)	25	33	30	12
All Students	Nation	32	33	27	8

### 2013 National Assessment Educational Progress (NAEP)

The National Assessment of Educational Progress (NAEP) is the largest national assessment of what our nation's students know and can do. NAEP assesses fourth-, eighth-, and twelfth-grade students in subjects such as reading, mathematics, science, and writing. The reporting of NAEP scores on state report cards is a federal mandate. The results of NAEP are also published as the Nation's Report Card, and are available for the nation, states, and, in some cases, urban districts. The NAEP scores on the report card include grades four and eight 2013 reading and math scores for New Jersey which are the last scores published. For subgroup outcomes, visit :

<http://www.nj.gov/education/pr/1213/naep/naep8read.html> For more information, visit <http://nces.ed.gov/nationsreportcard/>

Grade 8 Reading	State/Nation	Below Basic	Basic	Proficient	Advanced
All Students	State (NJ)	15	39	40	7
All Students	Nation	22	42	32	4

### ACADEMIC ACHIEVEMENT

HUDSON

WEEHAWKEN TWP

GRADE SPAN 07-12

#### NJASK Results - MATH Grade Level - 07

This table presents the grade level proficiency results, as measured by NJASK, in Advanced Proficient, Proficient, and Partially Proficient categories for all appropriate subgroups.

Subgroups	Advanced Proficient	Proficient	Partially Proficient
Schoolwide	24%	35%	42%
White	29%	36%	36%
Black	-	-	-
Hispanic	19%	39%	42%
American Indian	-	-	-
Asian	-	-	-
Two or More Races	-	-	-
Students with Disability	-	-	-
Limited English Proficient Students	-	-	-
Economically Disadvantaged Students	26%	32%	42%

Data is presented for subgroups when the count is high enough under NCLB suppression rules.

#### NJASK Results - MATH Grade Level - 08

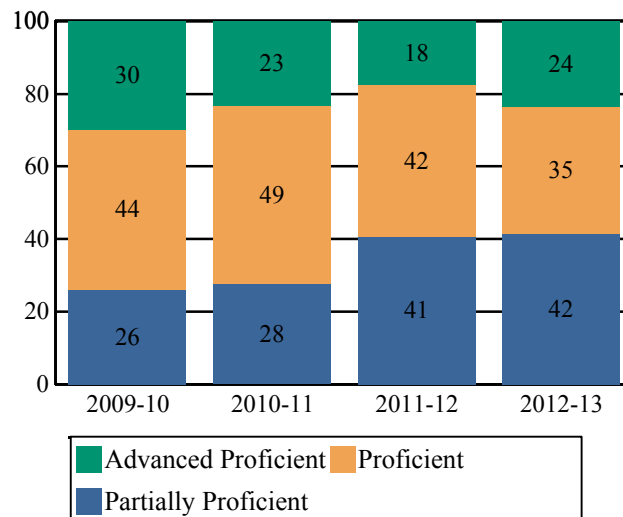
This table presents the grade level proficiency results, as measured by NJASK, in Advanced Proficient, Proficient, and Partially Proficient categories for all appropriate subgroups.

Subgroups	Advanced Proficient	Proficient	Partially Proficient
Schoolwide	27%	48%	25%
White	41%	35%	24%
Black	-	-	-
Hispanic	16%	56%	28%
American Indian	-	-	-
Asian	-	-	-
Two or More Races	-	-	-
Students with Disability	-	-	-
Limited English Proficient Students	-	-	-
Economically Disadvantaged Students	11%	57%	32%

Data is presented for subgroups when the count is high enough under NCLB suppression rules.

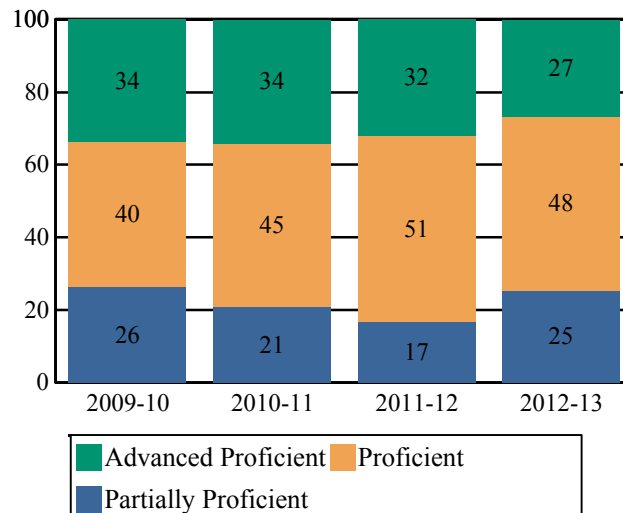
#### NJASK Proficiency Trends - Math - Grade Level - 07

This graph presents the grade level outcomes in the categories of Advanced Proficient, Proficient, and Partially Proficient over the last four years.



#### NJASK Proficiency Trends - Math - Grade Level - 08

This graph presents the grade level outcomes in the categories of Advanced Proficient, Proficient, and Partially Proficient over the last four years.





# State of New Jersey

2012-13

17-5580-050

## ACADEMIC ACHIEVEMENT

HUDSON

WEEHAWKEN TWP

GRADE SPAN 07-12

WEEHAWKEN HIGH SCHOOL

53 LIBERTY PLACE

WEEHAWKEN, NEW JERSEY 07086

### 2013 National Assessment Educational Progress (NAEP)

The National Assessment of Educational Progress (NAEP) is the largest national assessment of what our nation's students know and can do. NAEP assesses fourth-, eighth-, and twelfth-grade students in subjects such as reading, mathematics, science, and writing. The reporting of NAEP scores on state report cards is a federal mandate. The results of NAEP are also published as the Nation's Report Card, and are available for the nation, states, and, in some cases, urban districts. The NAEP scores on the report card include grades four and eight 2013 reading and math scores for New Jersey which are the last scores published. For subgroup outcomes, visit :

<http://www.nj.gov/education/pr/1213/naep/naep4math.html> For more information, visit <http://nces.ed.gov/nationsreportcard/>

Grade 4 Math	State/Nation	Below Basic	Basic	Proficient	Advanced
All Students	State (NJ)	13	38	39	10
All Students	Nation	17	41	34	8

### 2013 National Assessment Educational Progress (NAEP)

The National Assessment of Educational Progress (NAEP) is the largest national assessment of what our nation's students know and can do. NAEP assesses fourth-, eighth-, and twelfth-grade students in subjects such as reading, mathematics, science, and writing. The reporting of NAEP scores on state report cards is a federal mandate. The results of NAEP are also published as the Nation's Report Card, and are available for the nation, states, and, in some cases, urban districts. The NAEP scores on the report card include grades four and eight 2013 reading and math scores for New Jersey which are the last scores published. For subgroup outcomes, visit :

<http://www.nj.gov/education/pr/1213/naep/naep8math.html> For more information, visit <http://nces.ed.gov/nationsreportcard/>

Grade 8 Math	State/Nation	Below Basic	Basic	Proficient	Advanced
All Students	State (NJ)	18	34	33	16
All Students	Nation	26	38	27	9



# State of New Jersey

2012-13

17-5580-050

## ACADEMIC ACHIEVEMENT

HUDSON

WEEHAWKEN TWP

GRADE SPAN 07-12

WEEHAWKEN HIGH SCHOOL

53 LIBERTY PLACE

WEEHAWKEN, NEW JERSEY 07086

### NJASK Results - Science Grade Level - 08

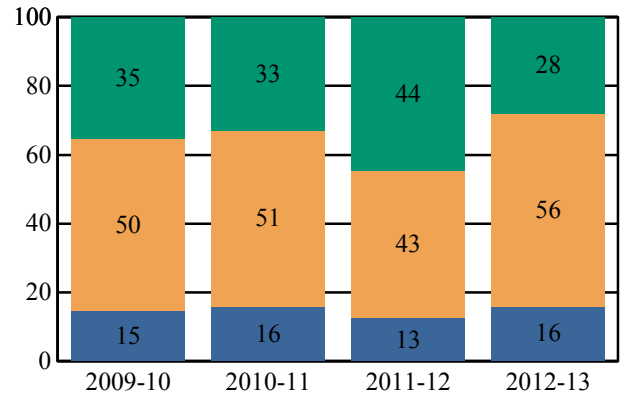
This table presents the grade level proficiency results, as measured by NJASK, in Advanced Proficient, Proficient, and Partially Proficient categories for all appropriate subgroups.

Subgroups	Advanced Proficient	Proficient	Partially Proficient
Schoolwide	28%	56%	16%
White	47%	35%	18%
Black	-	-	-
Hispanic	18%	66%	16%
American Indian	-	-	-
Asian	-	-	-
Two or More Races	-	-	-
Students with Disability	-	-	-
Limited English Proficient Students	-	-	-
Economically Disadvantaged Students	16%	65%	19%

Data is presented for subgroups when the count is high enough under NCLB suppression rules.

### NJASK Proficiency Trends - Science - Grade Level - 08

This graph presents the grade level outcomes in the categories of Advanced Proficient, Proficient, and Partially Proficient over the last four years.



Advanced Proficient Proficient Partially Proficient



**ACADEMIC ACHIEVEMENT**

**HUDSON**

**WEEHAWKEN TWP**

**GRADE SPAN 07-12**

**WEEHAWKEN HIGH SCHOOL**

**53 LIBERTY PLACE**

**WEEHAWKEN, NEW JERSEY 07086**

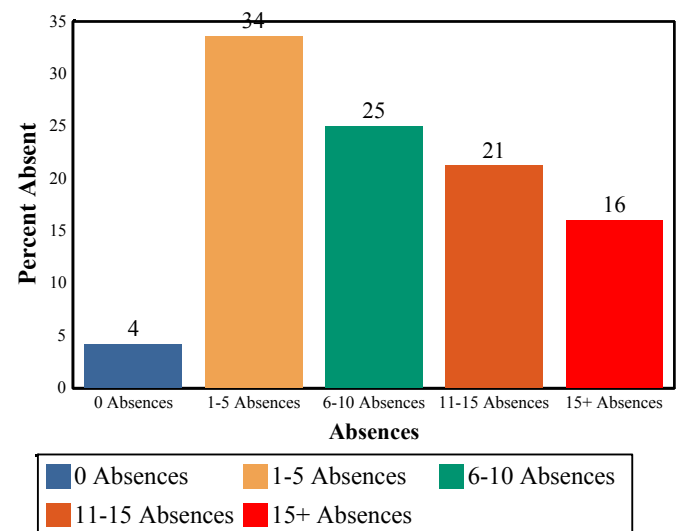
**Algebra I**

This table presents the percentage of seventh and eighth graders who were reported in the Algebra I course code in NJSMART and the percentage of those students who earned a C or higher in the course.

2012-13	School
Students taking Algebra I	20%
Algebra grade (C or better)	0%

**Absenteeism**

The chart below presents the percentage of students who were absent in each category of absence: 0 absences, 1- 5 absences, 6 - 10 absences, 11 - 15 absences, and more than 15 absences. An absence is defined as being 'not present' and includes the days missed regardless of whether they were determined to be excused or unexcused by the school.



### COLLEGE AND CAREER READINESS

HUDSON

WEEHAWKEN TWP

GRADE SPAN 07-12

WEEHAWKEN HIGH SCHOOL

53 LIBERTY PLACE

WEEHAWKEN, NEW JERSEY 07086

Students in high schools begin to demonstrate college readiness behaviors long before they actually graduate from high school. Among those behaviors are taking college entrance exams and challenging themselves with rigorous course work. The table below presents five such indicators: the percentage of students enrolled in the 12th grade who took the SAT or ACT, the percentage of 10th and 11th graders who took the PSAT, the percentage of students who scored above the SAT benchmark of 1550, the percentage of 11th and 12th graders who took at least one AP or IB test in English, math, social studies or science, and the percentage of those AP or IB tests that were scored a 3 or higher.

The first column - Schoolwide Performance - represents the outcomes for these particular indicators in the school. The second column - Peer School Percentile - indicates how the school's performance compares to its group of peer schools. For example, a school whose peer school percentile is 65 in SAT participation has a higher SAT Participation than 65% of its peer group. The third column - Statewide Percentile - indicates how the school's performance compares to schools across the state. The fourth column - Statewide Target - provides the statewide targets for each of these indicators. The last column - Met Target? - indicates whether the School Performance met or exceeded the statewide target.

The Summary row presents the averages of the peer school percentiles, the average of statewide percentiles and the percentage of statewide targets met.

College and Career Readiness Indicators	Schoolwide Performance	Peer Percentile	Statewide Percentile	Statewide Target	Met Target?
Percent of Students Participating in SAT or ACT	76%	71	44	80%	NO
Percent of Students Participating in PSAT	96%	97	89	60%	YES
Percent of Students Scoring Above 1550 on SAT	25%	52	34	40%	NO
Percent of Students Taking at least one AP Test or IB Test in English, Math, Social Studies or Science	15%	68	46	35%	NO
Percent of AP Tests $\geq 3$ or IB Test $\geq 4$ in English, Math, Social Studies or Science	60%	57	40	75%	NO
Summary		69	51		20%

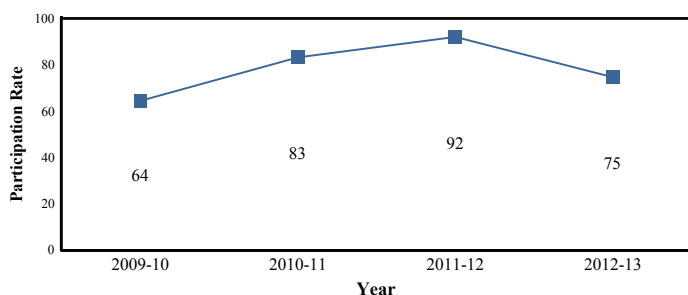
#### College Readiness Test Participation

The first column of the table below presents the percentage of students enrolled in the 12th grade who took the SAT or ACT and the percentage of students enrolled in 10th and 11th grade who took the PSAT. The second column provides the average across the school's peer group for these two metrics.

2012-13 Percent of Students	School	Peer Avg.	State Avg.
Participating in SAT	74.8%	67.6%	75.3%
Participating in ACT	19.0%		20.6%
Participating in PSAT	96.4%	44.9%	52.5%

#### Participation Trends - SAT Testing

This graph presents the participation rate in the SAT over the last four years.



#### AP/IB Participation - 'Unique' Students

The table below presents the proportion of 'unique' students enrolled in at least 11th and 12th grade i.e., each student is counted once regardless of how many AP or IB courses he/she may take. The table also presents the proportion of how many 'unique' students took at least one AP or IB test to the school's enrollment in 11th and 12th grade.

2012-13 Percent of Students Taking	School	Peer Avg.	State Avg.
One or More Course	34.7%	22.1%	32.8%
One or More Test	30.9%	16.4%	26.8%
At least one AP or IB Test in English, Math, Social Studies or Science	15.4%	13.1%	18.9%

Note: Students who are enrolled in AP/IB coursework or take AP/IB tests in grades other than 11th and 12th are included in the numerator of this calculation.

#### AP /IB Test Results

This table presents the percentage of all AP/IB tests taken by students enrolled in the school that were scored AP  $\geq 3$  and scored IB  $\geq 4$ .

2012-13	School	Peer Avg.	State Avg.
Percent of AP Tests $\geq 3$ or IB Test $\geq 4$	65.0%	56.8%	74.6%
Percent of Scores in AP $\geq 3$ or IB $\geq 4$ in English, Math, Social Studies or Science	60.0%	55.1%	75.1%



# State of New Jersey

2012-13

17-5580-050

## COLLEGE AND CAREER READINESS

HUDSON

WEEHAWKEN TWP

GRADE SPAN 07-12

WEEHAWKEN HIGH SCHOOL

53 LIBERTY PLACE

WEEHAWKEN, NEW JERSEY 07086

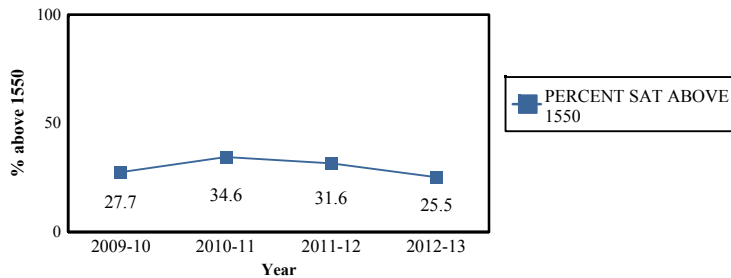
### Scholastic Assessment Test (SAT) Results

This table presents the percentage of students who achieved a composite SAT score of 1550 or higher. The SAT benchmark score of 1550 (Critical Reading, Mathematics and Writing Score combined) indicates a 65 percent likelihood of achieving a B- average or higher during the first year of college, which in turn has been found by the College Board's research to be indicative of a high likelihood of college success and completion.

2012-13	School	Peer Avg.	State Avg.
Percent of Students Scoring Above 1550 on SAT	25%	24.9%	43.9%

#### SAT Benchmark Trends

This chart presents the percentage of students who achieved a composite SAT score of 1550 or higher over the past four years.



### AP/IB Courses Offered

This table presents the count of students enrolled in each AP/IB course offered in this school in the first column. The second column presents the count of tests taken in each AP/IB course. The numbers may not match as some students do not take the test in the same year as they take the course and some students may take the course without taking the test or vice versa.

AP/IB Course Name	Students Enrolled	Students Tested
AP Economics	17	5
AP Spanish Language	15	19
AP U.S. History	11	11
AP Statistics	10	8
AP Calculus AB	6	4

### Composite SAT Score

This chart presents the average composite SAT score from the last academic year for students enrolled in this school as well as the average scores achieved in Critical Reading, Mathematics and Writing. The averages from this school's peer group are also presented.

2012-13	School	Peer Avg.	State Avg.
Composite SAT Score	1,402	1,362	1,512
Critical Reading	454	448	495
Mathematics	498	467	521
Writing	450	446	496

This chart presents the scores achieved in Critical Reading, Mathematics and Writing by the students at the 25th percentile, the 50th percentile and the 75th percentile of the school's distribution of SAT scores.

2012-13	Critical Reading	Mathematics	Writing
75th Percentile	515	550	485
50th Percentile	440	500	450
25th Percentile	405	440	405



# State of New Jersey

2012-13

17-5580-050

## COLLEGE AND CAREER READINESS

HUDSON

WEEHAWKEN TWP

GRADE SPAN 07-12

WEEHAWKEN HIGH SCHOOL

53 LIBERTY PLACE

WEEHAWKEN, NEW JERSEY 07086

### Visual and Performing Arts

The chart below contains the percentage of students who were enrolled in at least one Dance, Drama/Theater, Music or Visual Arts class in this school. The last row shows the percentage of students who were enrolled in any Visual and Performing Arts classes in the school.

Percent of Students Enrolled	School	State
Dance	N/R	1.8%
Drama/Theater	N/R	3.5%
Music	28.5%	16.7%
Visual Arts	36.7%	30.2%
Total: All Visual and Performing Arts	60.9%	47.3%

N/R - Data Not Reported

**STUDENT GROWTH**

HUDSON

WEEHAWKEN TWP

GRADE SPAN 07-12

WEEHAWKEN HIGH SCHOOL

53 LIBERTY PLACE

WEEHAWKEN, NEW JERSEY 07086

This section of the performance report presents data about student growth, utilizing the Student Growth Percentile Methodology (SGP). SGP creates a measure of how students progressed in grades 4 through 8 in NJ ASK Language Arts Literacy and Math when compared to other students with a similar NJ ASK test score history. A short video explaining the methodology can be found here: <http://www.state.nj.us/education/njsmart/performance/>

The column - Schoolwide Performance - presents the schoolwide median growth score in either Language Arts Literacy or Math for all students in the school.

Student Growth Indicators	Schoolwide Performance
Student Growth on Language Arts	49
Student Growth on Math	41

**Student Growth**

This table presents for all students with growth scores the interaction between their proficiency level on NJASK and their growth scores. For example, in the top left cell the percentage of students who are both partially proficient AND also demonstrating low growth is displayed.

**Language Arts**

	GROWTH		
	Low	Typical	High
Partially Proficient	12%	4%	1%
Proficient	23%	25%	21%
Advanced Proficient	1%	4%	7%

**Math**

	GROWTH		
	Low	Typical	High
Partially Proficient	15%	7%	5%
Proficient	21%	13%	9%
Advanced Proficient	9%	8%	13%

**Low Growth** is defined as an **Student Growth Percentile** score less than 35.

**Typical Growth** is defined as an **Student Growth Percentile** score between 35 and 65.

**High Growth** is defined as a **Student Growth Percentile** score higher than 65.

### GRADUATION AND POSTSECONDARY

**HUDSON**
**WEEHAWKEN TWP**
**GRADE SPAN 07-12**

This section of the performance report presents data about graduation, dropout and post-secondary attendance. The graduation rate is calculated according to the NCLB Cohort methodology as required by the United States Department of Education. Dropout rates are calculated from student-level data submitted by districts for students officially classified as dropouts. The dropout rate is the count of students who dropout in an academic year divided by the school's total enrollment.

The first column - Schoolwide Performance - represents the outcomes for these particular indicators in this school. The second column - Peer School Percentile - indicates how the school's performance compares to its group of peer schools. For example, a school whose peer percentile is 65 in Graduation Rate has a higher Graduation Rate than 65% of its peer group. The third column - Statewide Percentile - indicates how the school's performance compares to schools across the state. The fourth column - Statewide Target - provides the statewide targets for each of these indicators. The Statewide Target for Graduation Rate was established pursuant to NJDOE's NCLB Accountability Workbook. The last column - Met Target - indicates whether the School Performance met or exceeded the statewide target.

The Summary row presents the averages of the peer school percentile, the average of statewide percentile and the percentage of statewide targets met.

Graduation & Post Secondary Indicators	Schoolwide Performance	Peer Percentile	Statewide Percentile	Statewide Targets	Met Target
Overall Graduation Rate	91%	78	41	75%	YES
Dropout Rate	0.0%	100	100	2%	YES
SUMMARY - Graduation & Post-Secondary		89	71		100%

#### Graduation Rate by Subgroup

This table presents for all NCLB-identified subgroups the "4-year Adjusted Graduation Rate." This rate calculates the percentage of students who are awarded a regular, high school diploma within four years of becoming a first-time ninth grader. The rate is adjusted to account for students who 'transfer-in' and for students who are verified as 'transfers-out'.

	School	State Target
Schoolwide	91%	75%
White	-	
Black	-	
Hispanic	92%	
American Indian	-	
Asian	-	
Native Hawaiian	-	
Two or More Races	-	
Students with Disability	-	
Limited English Proficient Students	-	
Economically Disadvantaged Students	92%	

#### Dropout Rate by Subgroup

This table presents for all NCLB-identified subgroups the Dropout rate. This rate calculates the percentage of students who are classified as dropouts divided by the school's total enrollment and by each subgroup's enrollment.

	School	State Target
Schoolwide	0%	2%
White	0%	
Black	-	
Hispanic	0%	
American Indian	-	
Asian	-	
Native Hawaiian	-	
Two or More Races	-	
Students with Disability	0%	
Limited English Proficient Students	0%	
Economically Disadvantaged Students	0%	

### GRADUATION AND POSTSECONDARY

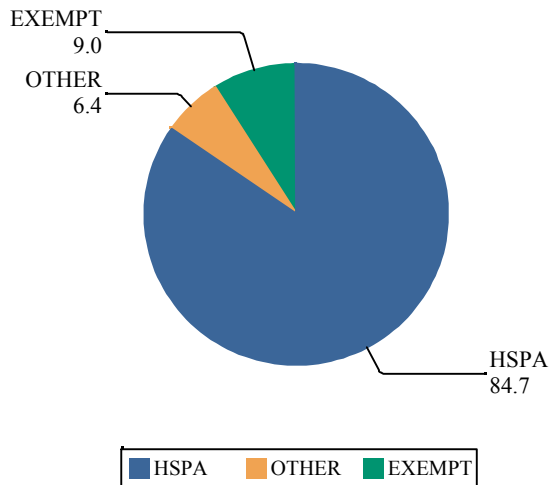
HUDSON

WEEHAWKEN TWP

GRADE SPAN 07-12

#### Graduation Pathway Rates

This chart presents the percentage of high school graduates who graduated by passing both sections of the HSPA, who were exempt from passing the HSPA, or who demonstrated proficiency through an alternative pathway such as through the Alternative High School Assessment, achievement of the 'Just Proficient Mean' or an appeal process.



#### Extended Year Graduation Rate

The chart below presents the 4-year and 5-year graduation rate for the prior school year's cohort in addition to the 4-year graduation rate for last year's cohort.

Class of	4-year Rate	5-year Rate
2011	85%	86%
2012	87%	94%
2013	91%	

#### PostSecondary Enrollment Rates

This chart presents the enrollment rates of this school's high school graduates, 16-months after high school graduation. The data is from the National Student Clearinghouse which reports that it collects student-level enrollment data from 95% of Institutions of Higher Education nationwide.

The last columns indicate, for the schoolwide total and each subgroup, the percentage of postsecondary enrollees that were enrolled in either a 2 year or a 4 year institution.

	Percent Enrolled	Percent in 2 Year	Percent in 4 Year
<b>Schoolwide</b>	80%	47.2%	52.8%
White	-	-	-
Black	-	-	-
Hispanic	79.2%	47.4%	52.6%
Asian	-	-	-
American Indian	-	-	-
Native Hawaiian	-	-	-
Two or More Races	-	-	-
Students with Disability	-	-	-
Limited English Proficient Students	-	-	-
Economically Disadvantaged Students	82.9%	41.2%	58.8%



# State of New Jersey

2012-13

17-5580-050

## WITHIN SCHOOL ACHIEVEMENT GAP

HUDSON

WEEHAWKEN TWP

GRADE SPAN 07-12

WEEHAWKEN HIGH SCHOOL

53 LIBERTY PLACE

WEEHAWKEN, NEW JERSEY 07086

This section of the performance report presents data about the achievement gap that exists within a school - as measured by the difference between the students' scale scores at the 25th and 75th percentile in the school, the so-called Interquartile Range (IQR). Taken together with an understanding of the overall and average achievement levels in the school, the IQR furthers an understanding of the range of student outcomes that exist in a school. A school gap smaller than the state gap indicates that the school's range of student outcomes is narrower than the state's while a school gap larger than the state gap indicates that the school's range of student outcomes is larger than the state's.

### Grade Level - 07

#### NJ ASK Language Arts 25th %ile vs 75th%ile

This table presents the scale scores associated with students at the bottom (0th percentile), the 25th percentile, the 50th percentile, the 75th percentile and the top (99th percentile) of school's distribution.

Percentile	School Scaled Score	State Scaled Score
99th	277	300
75th	227	231
50th	210	211
25th	196	189
0th	131	100

Scaled Score Gap - School	Scaled Score Gap - State
------------------------------	-----------------------------

25th vs 75th Gap	31	42
------------------	----	----

### Grade Level - 08

#### NJ ASK Language Arts 25th %ile vs 75th%ile

This table presents the scale scores associated with students at the bottom (0th percentile), the 25th percentile, the 50th percentile, the 75th percentile and the top (99th percentile) of school's distribution.

Percentile	School Scaled Score	State Scaled Score
99th	269	300
75th	234	236
50th	222	220
25th	212	205
0th	139	100

Scaled Score Gap - School	Scaled Score Gap - State
------------------------------	-----------------------------

25th vs 75th Gap	22	31
------------------	----	----

### Grade Level - 07

#### NJ ASK Math 25th %ile vs 75th%ile

This table presents the scale scores associated with students at the bottom (0th percentile), the 25th percentile, the 50th percentile, the 75th percentile and the top (99th percentile) of school's distribution.

Percentile	School Scaled Score	State Scaled Score
99th	300	300
75th	240	250
50th	207	213
25th	183	183
0th	130	100

Scaled Score Gap - School	Scaled Score Gap - State
------------------------------	-----------------------------

25th vs 75th Gap	57	67
------------------	----	----

### Grade Level - 08

#### NJ ASK Math 25th %ile vs 75th%ile

This table presents the scale scores associated with students at the bottom (0th percentile), the 25th percentile, the 50th percentile, the 75th percentile and the top (99th percentile) of school's distribution.

Percentile	School Scaled Score	State Scaled Score
99th	300	300
75th	250	255
50th	217	219
25th	198	188
0th	140	100

Scaled Score Gap - School	Scaled Score Gap - State
------------------------------	-----------------------------

25th vs 75th Gap	52	67
------------------	----	----



# State of New Jersey

2012-13

17-5580-050

## WITHIN SCHOOL ACHIEVEMENT GAP

HUDSON

WEEHAWKEN TWP

GRADE SPAN 07-12

WEEHAWKEN HIGH SCHOOL

53 LIBERTY PLACE

WEEHAWKEN, NEW JERSEY 07086

### Grade Level - High School

#### HSPA Language Arts 25th %ile vs 75th%ile

This table presents the scale scores associated with students at the bottom (0th percentile), the 25th percentile, the 50th percentile, the 75th percentile and the top (99th percentile) of school's distribution.

Percentile	School Scaled Score	State Scaled Score
99th	256	291
75th	240	247
50th	230	237
25th	220	222
0th	169	100

	Scaled Score Gap - School	Scaled Score Gap - State
25th vs 75th Gap	20	25

### Grade Level - High School

#### HSPA Math 25th %ile vs 75th%ile

This table presents the scale scores associated with students at the bottom (0th percentile), the 25th percentile, the 50th percentile, the 75th percentile and the top (99th percentile) of school's distribution.

Percentile	School Scaled Score	State Scaled Score
99th	263	300
75th	242	251
50th	229	231
25th	212	209
0th	178	136

	Scaled Score Gap - School	Scaled Score Gap - State
25th vs 75th Gap	30	42



# State of New Jersey

2012-13

17-5580-050

WEEHAWKEN HIGH SCHOOL

53 LIBERTY PLACE

WEEHAWKEN, NEW JERSEY 07086

## SCHOOL CLIMATE

HUDSON

WEEHAWKEN TWP

GRADE SPAN 07-12

### Length of School Day

This table presents the amount of time a school is in session for a typical student on a normal school day.

	School
2012-13	6 Hrs. 47 Mins.

### Student Suspension Rate

This table presents the percentage of students who were suspended one or more times during the school year.

	School
2012-13	22.5%

### Instructional Time

This table presents the amount of time that a typical student is engaged in instructional activities under the supervision of a certified teacher.

2012-13	School
Full Time	6 Hrs. 17 Mins.
Shared Time	3 Hrs. 12 Mins.

### Student Expulsions

This table presents the number of students who were expelled from the school and district during the school year.

	School
2012-13	0

### Student to Staff Ratio

This table presents the count of students per faculty member or administrator in the school. All staff are counted in full-time equivalents.

2012-13	School
Faculty	10
Administrators	160

**SCHOOL PEER GROUP****Weehawken High School****17-5580-050**

This table presents the list of peer schools in alphabetical order by county name that was created specifically for this school (highlighted in yellow). Peer schools are drawn from across the state and represent schools that have similar grade configurations and that are educating students of similar demographic characteristics, as measured by enrollment in Free/Reduced Lunch Programs, Limited English Proficiency or Special Education Programs.

<u>COUNTY NAME</u>	<u>DISTRICT NAME</u>	<u>SCHOOL NAME</u>	<u>CDS CODE</u>	<u>GRAD ESPAN</u>	<u>FRPL</u>	<u>LEP</u>	<u>SpED</u>
ATLANTIC	BUENA REGIONAL	BUENA REGIONAL HIGH SCHOOL	01-0590-025 09-12	41.9%	0.4%	15.4%	
ATLANTIC	GREATER EGG HARBOR REG	ABSEGAMI HIGH SCHOOL	01-1790-040 09-12	37.2%	1.7%	15.9%	
ATLANTIC	GREATER EGG HARBOR REG	CEDAR CREEK HIGH SCHOOL	01-1790-060 09-12	39.2%	1.1%	18.7%	
BERGEN	BOGOTA BORO	BOGOTA JR./SR. HIGH SCHOOL	03-0440-020 07-12	49.1%	4.2%	15.6%	
BERGEN	CLIFFSIDE PARK BORO	CLIFFSIDE PARK HIGH SCHOOL	03-0890-030 09-12	61.4%	10.0%	16.5%	
CAMDEN	PINE HILL BORO	OVERBROOK SENIOR HIGH SCHOOL	07-4110-010 09-12	38.5%	1.1%	19.3%	
CAMDEN	WINSLOW TWP	WINSLOW TOWNSHIP HIGH SCHOOL	07-5820-010 09-12	44.5%	0.7%	10.2%	
CAPE MAY	MIDDLE TWP	MIDDLE TOWNSHIP HIGH SCHOOL	09-3130-050 09-12	34.6%	0.5%	19.1%	
CHARTERS	CENTRAL JERSEY COLLEGE PREP CS	CENTRAL JERSEY COLLEGE PREP CS	80-6018-900 06-12	44.4%	0.0%	9.3%	
CUMBERLANI	CUMBERLAND REGIONAL	CUMBERLAND REGIONAL HIGH SCHOOL	11-0997-030 09-12	37.1%	0.2%	15.3%	
ESSEX	BLOOMFIELD TWP	BLOOMFIELD HIGH SCHOOL	13-0410-020 09-12	38.0%	2.0%	15.1%	
ESSEX	WEST ORANGE TOWN	WEST ORANGE HIGH SCHOOL	13-5680-050 09-12	36.0%	3.8%	19.9%	
GLOUCESTER	DEPTFORD TWP	DEPTFORD TOWNSHIP HIGH SCHOOL	15-1100-040 09-12	42.7%	0.1%	15.4%	
GLOUCESTER	GATEWAY REGIONAL	GATEWAY REGIONAL HIGH SCHOOL	15-1715-050 07-12	31.3%	0.0%	19.2%	
HUDSON	BAYONNE CITY	BAYONNE HIGH SCHOOL	17-0220-020 09-12	56.3%	4.5%	12.3%	
HUDSON	JERSEY CITY	WILLIAM L DICKINSON HIGH SCHOOL	17-2390-080 09-12	66.6%	15.7%	14.5%	
HUDSON	WEEHAWKEN TWP	WEEHAWKEN HIGH SCHOOL	17-5580-050 07-12	54.6%	6.3%	14.0%	
MERCER	HAMILTON TWP	HAMILTON NORTH-NOTTINGHAM	21-1950-055 09-12	41.1%	1.8%	14.4%	
MERCER	HAMILTON TWP	HAMILTON WEST-WATSON	21-1950-060 09-12	32.7%	1.5%	16.6%	
MIDDLESEX	CARTERET BORO	CARTERET HIGH SCHOOL	23-0750-030 09-12	57.0%	3.6%	9.2%	
MIDDLESEX	SOUTH AMBOY CITY	SOUTH AMBOY MIDDLE/HIGH SCHOOL	23-4830-030 07-12	37.7%	1.8%	18.6%	
MONMOUTH	KEYPORT BORO	KEYPORT HIGH SCHOOL	25-2430-050 08-12	38.4%	1.4%	17.5%	
MONMOUTH	LONG BRANCH CITY	LONG BRANCH HIGH SCHOOL	25-2770-050 09-12	56.7%	5.3%	12.7%	
MORRIS	DOVER TOWN	DOVER HIGH SCHOOL	27-1110-040 09-12	61.8%	5.7%	10.7%	
OCEAN	CENTRAL REGIONAL	CENTRAL REGIONAL HIGH SCHOOL	29-0770-030 09-12	32.9%	0.9%	16.0%	
OCEAN	PINELANDS REGIONAL	PINELANDS REGIONAL HIGH SCHOOL	29-4105-050 10-12	32.8%	0.6%	15.9%	
PASSAIC	PASSAIC CITY	PASSAIC HIGH SCHOOL # 12	31-3970-050 09-12	69.3%	14.5%	15.9%	
SOMERSET	FRANKLIN TWP	FRANKLIN HIGH SCHOOL	35-1610-050 09-12	43.4%	3.6%	13.6%	
SOMERSET	MANVILLE BORO	MANVILLE HIGH SCHOOL	35-3000-050 09-12	34.7%	1.9%	19.6%	
UNION	LINDEN CITY	LINDEN HIGH SCHOOL	39-2660-050 09-12	50.3%	3.5%	13.1%	
UNION	UNION TWP	UNION SENIOR HIGH	39-5290-050 09-12	41.7%	2.5%	15.7%	

### OVERVIEW

HUDSON

WEST NEW YORK TOWN

GRADE SPAN 09-12

This school's academic performance **lags in comparison** to schools across the state. Additionally, its academic performance **is about average when compared** to its peers. This school's college and career readiness **lags in comparison** to schools across the state. Additionally, its college and career readiness **is about average when compared** to its peers. This school's graduation and post-secondary performance **is about average when compared** to schools across the state. Additionally, its graduation and post-secondary readiness **is high when compared** to its peers.

Performance Areas	Peer Percentile	Statewide Percentile	Percent of Targets Met
Academic Achievement	58	25	88%
College & Career Readiness	50	24	0%
Graduation and Post-Secondary	60	48	100%

### Improvement Status

Focus

Rationale

Lowest Grad Rate

**Very High Performance** is defined as being **equal to or above the 80th percentile**.

**High Performance** is defined as being **between the 60th and 79.9th percentiles**.

**Average Performance** is defined as being **between the 40th and 59.9th percentiles**.

**Lagging Performance** is defined as being **between the 20th and 39.9th percentiles**.

**Significantly Lagging Performance** is defined as being **equal to or below the 19.9th percentile**.

**Peer Schools** are schools that have similar grade levels and students with similar demographic characteristics, such as the percentage of students qualifying for Free/Reduced Lunch, Limited English Proficiency programs or Special Education programs.

### Academic Achievement

This school outperforms **25%** of schools statewide as noted by its statewide percentile and **58%** of schools educating students with similar demographic characteristics as noted in its peer school percentile in the performance area of Academic Achievement. Additionally, this school is meeting **88%** of its performance targets in the area of Academic Achievement.



Academic Achievement measures the content knowledge students have in language arts literacy and math. For high schools, this includes measures of the school's proficiency rate on both the Language Arts Literacy and Math sections of the New Jersey High School Proficiency Assessment (HSPA). A proficiency rate is calculated by summing the count of students who scored either proficient or advanced proficient on the assessment and dividing by the count of valid test scores.

### College and Career Readiness

This school outperforms **24%** of schools statewide as noted by its statewide percentile and **50%** of schools educating students with similar demographic characteristics as noted in its peer school percentile in the performance area of College and Career Readiness. Additionally, this school is meeting **0%** of its performance targets in the area of College and Career Readiness.



College and Career Readiness measures the degree to which students are demonstrating behaviors that are indicative of future attendance and/or success in college and careers. For high schools, this includes measures of participation in college readiness tests such as the SAT, ACT or PSAT and in rigorous coursework as defined by participation in AP or IB courses in English, math, social studies and science.

### Graduation and Post-Secondary

This school outperforms **48%** of schools statewide as noted by its statewide percentile and **60%** of schools educating students with similar demographic characteristics as noted in its peer school percentile in the performance area of Graduation and Post-Secondary. Additionally, this school is meeting **100%** of its performance targets in the area of Graduation and Post-Secondary.



Graduation and Postsecondary measures the rate at which students who begin high school four years earlier graduate within four years. Also included is a measure of the rate at which students in a particular school drop out of school.

### DEMOGRAPHIC INFORMATION

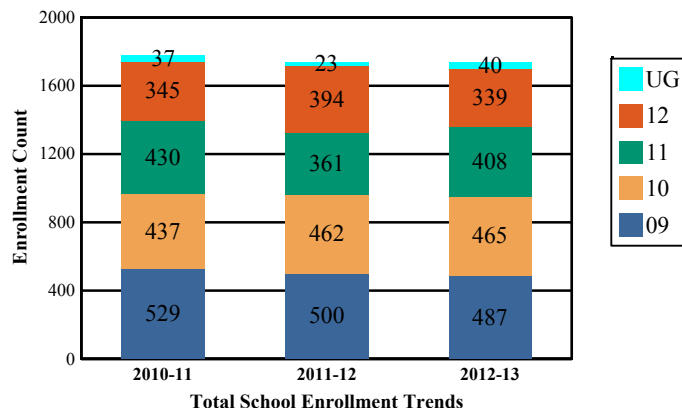
HUDSON

WEST NEW YORK TOWN

GRADE SPAN 09-12

#### Enrollment by Grade, in Full Time Equivalent

This graph presents the count of students who were 'on roll' by grade in October of each school year.



Note: "UG" represents the count of students who are 'on roll' in this school but who are educated in ungraded classrooms, meaning that the classrooms may contain students from multiple grade levels.

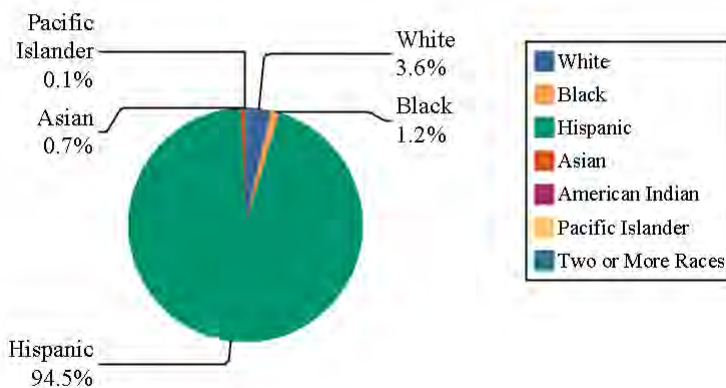
#### Language Diversity

This table presents the percentage of students who primarily speak each language in their home.

2012-13	Percent
Spanish	70.2%
English	27.9%
Chinese	0.5%
Hindi	0.2%
Gujarati	0.2%
Arabic	0.2%
Other	0.8%

#### Enrollment by Ethnic/Racial Subgroup

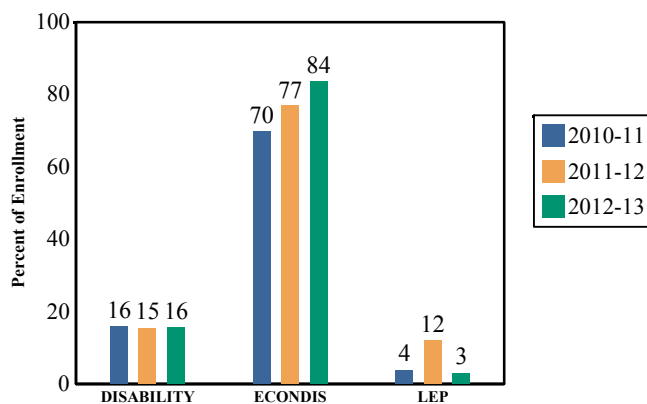
This graph presents the percentages of enrollment for each subgroup defined by the No Child Left Behind Act of 2001



#### Total School Enrollment in Full Time Equivalent

2011-12	1,740
2012-13	1,739

#### Enrollment Trends by Program Participation

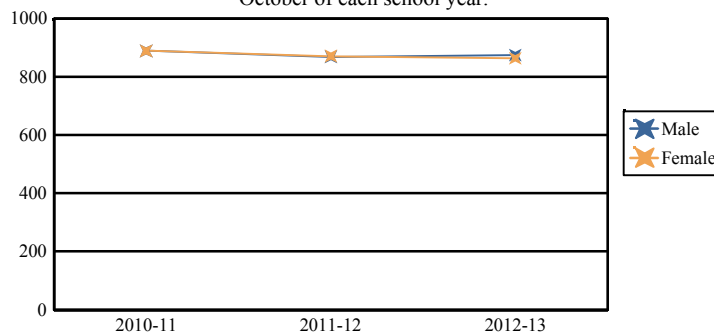


#### Current Year Enrollment by Program Participation

2012-2013	Count of Students	Percentage of Enrollment
Students with Disability	271	16%
Economically Disadvantaged Students	1,452	83.5%
Limited English Proficient Students	52	3.0%

#### Enrollment by Gender

This graph presents the count of students by gender who were 'on roll' (FTE) in October of each school year.



	Male	Female
2010-11	889	889
2011-12	869	871
2012-13	875	864

### ACADEMIC ACHIEVEMENT

**HUDSON**
**WEST NEW YORK TOWN**
**GRADE SPAN 09-12**

Academic Achievement measures the content knowledge students have in Language Arts Literacy and Math. In high schools, this includes the outcomes of the New Jersey High School Proficiency Assessment (HSPA). The first column - Schoolwide Performance - in the table below includes measures of the total schoolwide proficiency rate in both Language Arts Literacy and Math across multiple administrations of the assessment. The second column - Peer School Percentile - indicates where the school's proficiency rate compares to its group of peer schools. For example, a school that has a peer school percentile of 65 has a proficiency rate that is higher than 65% of its peer schools. The third column - Statewide Percentile - indicates where the school's proficiency rate compares to schools across the state. For example, a school that has a statewide percentile of 30 has a proficiency rate that is higher than 30% of all schools with HSPA scores statewide. The last column - Percent of Targets Met - presents the percentage of progress targets met as defined by the NJDOE's NCLB waiver.

The Summary row presents the averages of the peer school percentiles, the average of statewide percentiles and the percentage of statewide targets met.

Academic Achievement Indicators	Schoolwide Performance	Peer Percentile	State Percentile	Percent of Targets Met
HSPA Language Arts Proficiency and above	90%	45	21	100%
HSPA Math Proficiency and above	80%	71	28	75%
<b>SUMMARY - Academic Achievement</b>		<b>58</b>	<b>25</b>	<b>88%</b>

### NCLB Progress Targets - Language Arts Literacy

This table presents the Progress Targets as uniquely calculated for each subgroup in each school under NJDOE's NCLB waiver. The methodology - as defined by the United States Department of Education - is calculated so that each subgroup will halve the gap between their 2011 proficiency rate and 100% proficiency by 2017.

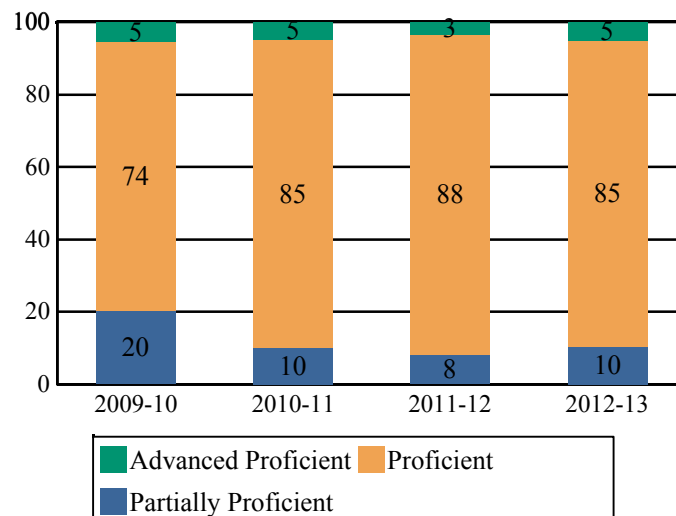
Subgroups	Total Valid Scores	Pass Rate	Target	Met Target?
Schoolwide	317	89.5	90	YES*
White	-	-		--
Black	-	-		--
Hispanic	299	89.3	90	YES*
American Indian	-	-		--
Asian	-	-		--
Two or More Races	-	-		--
Students with Disability	44	59.1	70.7	YES*
Limited English Proficient Students	-	-		--
Economically Disadvantaged Students	164	87.2	90	YES*

**YES\* = Met Progress Target (Confidence Interval Applied)**

Data is presented for subgroups when the count is high enough under NCLB suppression rules.

### Proficiency Trends - Language Arts Literacy

This graph presents the percentage of students who scored in the Advanced Proficient, Proficient and Partially Proficient categories of the statewide Language Arts Literacy assessment over the prior four years.



### ACADEMIC ACHIEVEMENT

**HUDSON**
**WEST NEW YORK TOWN**
**GRADE SPAN 09-12**

#### NCLB Progress Targets - Math

This table presents the Progress Targets as uniquely calculated for each subgroup in each school under NJDOE's NCLB waiver. The methodology - as defined by the United States Department of Education - is calculated so that each subgroup will halve the gap between their 2011 proficiency rate and 100% proficiency by 2017.

Subgroups	Total Valid Scores	Pass Rate	Target	Met Target?
Schoolwide	317	79.8	84.1	YES*
White	-	-	-	--
Black	-	-	-	--
Hispanic	299	79.6	83.8	YES*
American Indian	-	-	-	--
Asian	-	-	-	--
Two or More Races	-	-	-	--
Students with Disability	44	27.3	65.6	NO
Limited English Proficient Students	-	-	-	--
Economically Disadvantaged Students	164	80.5	84.3	YES*

YES\* = Met Progress Target (Confidence Interval Applied)

Data is presented for subgroups when the count is high enough under NCLB suppression rules.

#### Proficiency Outcomes - Biology

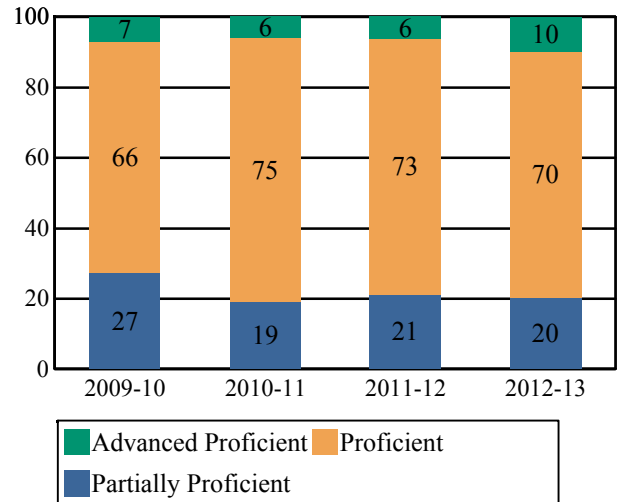
This table presents the percentage of students who scored in the Advanced Proficient, Proficient and Partially Proficient categories of the New Jersey Biology Competency Test (NJBCT) in the latest school year.

Subgroups	Advanced	Proficient	Partially Proficient
Schoolwide	5%	30%	65%
White	-	-	-
Black	-	-	-
Hispanic	5%	30%	65%
American Indian	-	-	-
Asian	-	-	-
Two or More Races	-	-	-
Students with Disability	3%	9%	88%
Limited English Proficient Students	0%	15%	85%
Economically Disadvantaged Students	-	-	-

Data is presented for subgroups when the count is high enough under NCLB suppression rules.

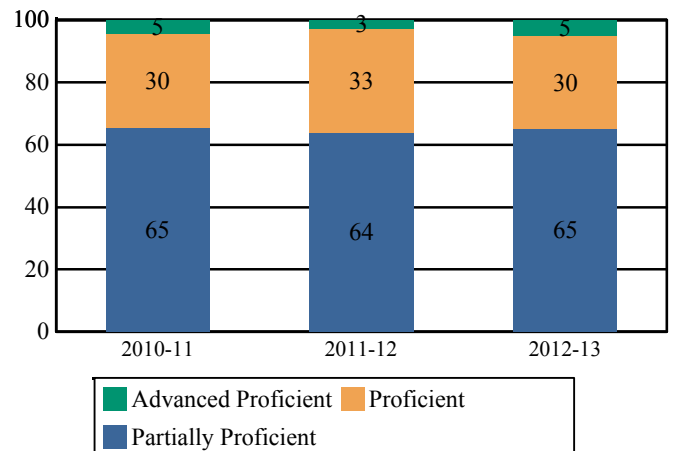
#### Proficiency Trends - Math

This graph presents the percentage of students who scored in the Advanced Proficient, Proficient and Partially Proficient categories of the statewide Math assessment over the prior four years.



#### Proficiency Trends - Biology

This graph presents the percentage of students who scored in the Advanced Proficient, Proficient, and Partially Proficient categories of the Biology Competency Test over the last two years.



### COLLEGE AND CAREER READINESS

**HUDSON**
**WEST NEW YORK TOWN**
**GRADE SPAN 09-12**

Students in high schools begin to demonstrate college readiness behaviors long before they actually graduate from high school. Among those behaviors are taking college entrance exams and challenging themselves with rigorous course work. The table below presents five such indicators: the percentage of students enrolled in the 12th grade who took the SAT or ACT, the percentage of 10th and 11th graders who took the PSAT, the percentage of students who scored above the SAT benchmark of 1550, the percentage of 11th and 12th graders who took at least one AP or IB test in English, math, social studies or science, and the percentage of those AP or IB tests that were scored a 3 or higher.

The first column - Schoolwide Performance - represents the outcomes for these particular indicators in the school. The second column - Peer School Percentile - indicates how the school's performance compares to its group of peer schools. For example, a school whose peer school percentile is 65 in SAT participation has a higher SAT Participation than 65% of its peer group. The third column - Statewide Percentile - indicates how the school's performance compares to schools across the state. The fourth column - Statewide Target - provides the statewide targets for each of these indicators. The last column - Met Target? - indicates whether the School Performance met or exceeded the statewide target.

The Summary row presents the averages of the peer school percentiles, the average of statewide percentiles and the percentage of statewide targets met.

College and Career Readiness Indicators	Schoolwide Performance	Peer Percentile	Statewide Percentile	Statewide Target	Met Target?
Percent of Students Participating in SAT or ACT	71%	42	32	80%	NO
Percent of Students Participating in PSAT	20%	19	14	60%	NO
Percent of Students Scoring Above 1550 on SAT	12%	81	20	40%	NO
Percent of Students Taking at least one AP Test or IB Test in English, Math, Social Studies or Science	9%	32	26	35%	NO
Percent of AP Tests $\geq 3$ or IB Test $\geq 4$ in English, Math, Social Studies or Science	39%	78	28	75%	NO
<b>Summary</b>		<b>50</b>	<b>24</b>		<b>0%</b>

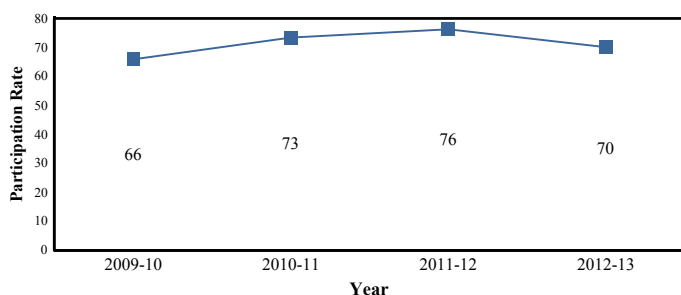
#### College Readiness Test Participation

The first column of the table below presents the percentage of students enrolled in the 12th grade who took the SAT or ACT and the percentage of students enrolled in 10th and 11th grade who took the PSAT. The second column provides the average across the school's peer group for these two metrics.

2012-13 Percent of Students	School	Peer Avg.	State Avg.
Participating in SAT	70.2%	70.6%	75.3%
Participating in ACT	6.2%		20.6%
Participating in PSAT	20.3%	46.7%	52.5%

#### Participation Trends - SAT Testing

This graph presents the participation rate in the SAT over the last four years.



#### AP/IB Participation - 'Unique' Students

The table below presents the proportion of 'unique' students enrolled in at least 11th and 12th grade i.e., each student is counted once regardless of how many AP or IB courses he/she may take. The table also presents the proportion of how many 'unique' students took at least one AP or IB test to the school's enrollment in 11th and 12th grade.

2012-13 Percent of Students Taking	School	Peer Avg.	State Avg.
One or More Course	11.8%	22.4%	32.8%
One or More Test	17.7%	23.2%	26.8%
At least one AP or IB Test in English, Math, Social Studies or Science	9.4%	17.3%	18.9%

Note: Students who are enrolled in AP/IB coursework or take AP/IB tests in grades other than 11th and 12th are included in the numerator of this calculation.

#### AP /IB Test Results

This table presents the percentage of all AP/IB tests taken by students enrolled in the school that were scored AP  $\geq 3$  and scored IB  $\geq 4$ .

2012-13	School	Peer Avg.	State Avg.
Percent of AP Tests $\geq 3$ or IB Test $\geq 4$	53.0%	20.3%	74.6%
Percent of Scores in AP $\geq 3$ or IB $\geq 4$ in English, Math, Social Studies or Science	38.6%	16.0%	75.1%



# State of New Jersey

2012-13

17-5670-050

## COLLEGE AND CAREER READINESS

HUDSON

MEMORIAL HIGH SCHOOL

5501 PARK AVE

WEST NEW YORK TOWN

GRADE SPAN 09-12

WEST NEW YORK, NEW JERSEY 07093-3523

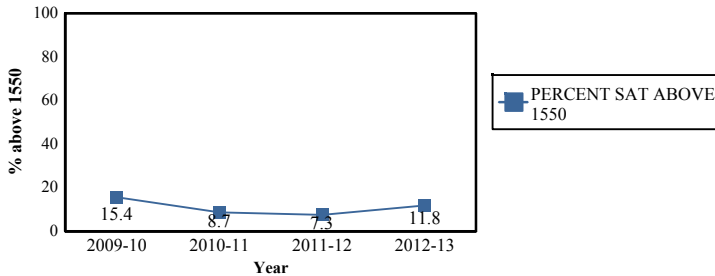
### Scholastic Assessment Test (SAT) Results

This table presents the percentage of students who achieved a composite SAT score of 1550 or higher. The SAT benchmark score of 1550 (Critical Reading, Mathematics and Writing Score combined) indicates a 65 percent likelihood of achieving a B- average or higher during the first year of college, which in turn has been found by the College Board's research to be indicative of a high likelihood of college success and completion.

2012-13	School	Peer Avg.	State Avg.
Percent of Students Scoring Above 1550 on SAT	11.8%	8.7%	43.9%

#### SAT Benchmark Trends

This chart presents the percentage of students who achieved a composite SAT score of 1550 or higher over the past four years.



### AP/IB Courses Offered

This table presents the count of students enrolled in each AP/IB course offered in this school in the first column. The second column presents the count of tests taken in each AP/IB course. The numbers may not match as some students do not take the test in the same year as they take the course and some students may take the course without taking the test or vice versa.

AP/IB Course Name	Students Enrolled	Students Tested
AP Spanish Literature	34	30
AP Spanish Language	29	34
AP Biology	19	20
AP U.S. History	10	13
AP French Literature	3	0

### Composite SAT Score

This chart presents the average composite SAT score from the last academic year for students enrolled in this school as well as the average scores achieved in Critical Reading, Mathematics and Writing. The averages from this school's peer group are also presented.

2012-13	School	Peer Avg.	State Avg.
Composite SAT Score	1,287	1,197	1,512
Critical Reading	422	393	495
Mathematics	455	412	521
Writing	410	392	496

This chart presents the scores achieved in Critical Reading, Mathematics and Writing by the students at the 25th percentile, the 50th percentile and the 75th percentile of the school's distribution of SAT scores.

2012-13	Critical Reading	Mathematics	Writing
75th Percentile	470	500	458
50th Percentile	420	460	400
25th Percentile	373	400	370



# State of New Jersey

2012-13

17-5670-050

MEMORIAL HIGH SCHOOL

5501 PARK AVE

WEST NEW YORK, NEW JERSEY 07093-3523

## COLLEGE AND CAREER READINESS

HUDSON

WEST NEW YORK TOWN

GRADE SPAN 09-12

### Visual and Performing Arts

The chart below contains the percentage of students who were enrolled in at least one Dance, Drama/Theater, Music or Visual Arts class in this school. The last row shows the percentage of students who were enrolled in any Visual and Performing Arts classes in the school.

Percent of Students Enrolled	School	State
Dance	1.7%	1.8%
Drama/Theater	3.2%	3.5%
Music	8.2%	16.7%
Visual Arts	29.9%	30.2%
Total: All Visual and Performing Arts	41.3%	47.3%

N/R - Data Not Reported

### GRADUATION AND POSTSECONDARY

HUDSON

WEST NEW YORK TOWN

GRADE SPAN 09-12

WEST NEW YORK, NEW JERSEY 07093-3523

This section of the performance report presents data about graduation, dropout and post-secondary attendance. The graduation rate is calculated according to the NCLB Cohort methodology as required by the United States Department of Education. Dropout rates are calculated from student-level data submitted by districts for students officially classified as dropouts. The dropout rate is the count of students who dropout in an academic year divided by the school's total enrollment.

The first column - Schoolwide Performance - represents the outcomes for these particular indicators in this school. The second column - Peer School Percentile - indicates how the school's performance compares to its group of peer schools. For example, a school whose peer percentile is 65 in Graduation Rate has a higher Graduation Rate than 65% of its peer group. The third column - Statewide Percentile - indicates how the school's performance compares to schools across the state. The fourth column - Statewide Target - provides the statewide targets for each of these indicators. The Statewide Target for Graduation Rate was established pursuant to NJDOE's NCLB Accountability Workbook. The last column - Met Target - indicates whether the School Performance met or exceeded the statewide target.

The Summary row presents the averages of the peer school percentile, the average of statewide percentile and the percentage of statewide targets met.

Graduation & Post Secondary Indicators	Schoolwide Performance	Peer Percentile	Statewide Percentile	Statewide Targets	Met Target
Overall Graduation Rate	78%	46	14	75%	YES
Dropout Rate	0.1%	74	81	2%	YES
SUMMARY - Graduation & Post-Secondary		60	48		100%

#### Graduation Rate by Subgroup

This table presents for all NCLB-identified subgroups the "4-year Adjusted Graduation Rate." This rate calculates the percentage of students who are awarded a regular, high school diploma within four years of becoming a first-time ninth grader. The rate is adjusted to account for students who 'transfer-in' and for students who are verified as 'transfers-out'.

	School	State Target
Schoolwide	78%	75%
White	77%	
Black	-	
Hispanic	78%	
American Indian	-	
Asian	-	
Native Hawaiian	-	
Two or More Races	-	
Students with Disability	71%	
Limited English Proficient Students	-	
Economically Disadvantaged Students	76%	

#### Dropout Rate by Subgroup

This table presents for all NCLB-identified subgroups the Dropout rate. This rate calculates the percentage of students who are classified as dropouts divided by the school's total enrollment and by each subgroup enrollment.

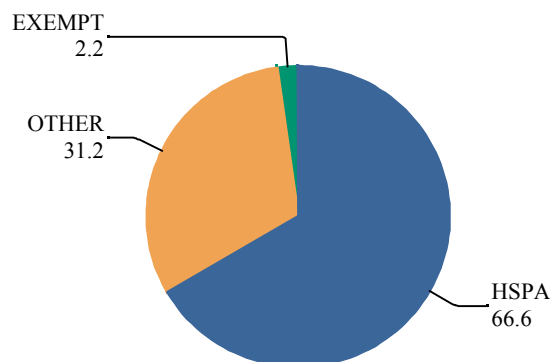
	School	State Target
Schoolwide	.1%	2%
White	0%	
Black	-	
Hispanic	.1%	
American Indian	-	
Asian	-	
Native Hawaiian	-	
Two or More Races	-	
Students with Disability	0%	
Limited English Proficient Students	0%	
Economically Disadvantaged Students	.1%	

### GRADUATION AND POSTSECONDARY

**HUDSON**
**WEST NEW YORK TOWN**
**GRADE SPAN 09-12**

#### Graduation Pathway Rates

This chart presents the percentage of high school graduates who graduated by passing both sections of the HSPA, who were exempt from passing the HSPA, or who demonstrated proficiency through an alternative pathway such as through the Alternative High School Assessment, achievement of the 'Just Proficient Mean' or an appeal process.



#### Extended Year Graduation Rate

The chart below presents the 4-year and 5-year graduation rate for the prior school year's cohort in addition to the 4-year graduation rate for last year's cohort.

Class of	4-year Rate	5-year Rate
2011	73%	83%
2012	76%	85%
2013	78%	

#### Postsecondary Enrollment Rates

This chart presents the enrollment rates of this school's high school graduates, 16-months after high school graduation. The data is from the National Student Clearinghouse which reports that it collects student-level enrollment data from 95% of Institutions of Higher Education nationwide.

The last columns indicate, for the schoolwide total and each subgroup, the percentage of postsecondary enrollees that were enrolled in either a 2 year or a 4 year institution.

	Percent Enrolled	Percent in 2 Year	Percent in 4 Year
<b>Schoolwide</b>	70%	51.4%	47.9%
White	-	-	-
Black	-	-	-
Hispanic	70.3%	53.3%	45.9%
Asian	-	-	-
American Indian	-	-	-
Native Hawaiian	-	-	-
Two or More Races	-	-	-
Students with Disability	60%	78.8%	21.2%
Limited English Proficient Students	-	-	-
Economically Disadvantaged Students	72.1%	49.2%	49.7%



# State of New Jersey

2012-13

17-5670-050

## WITHIN SCHOOL ACHIEVEMENT GAP

HUDSON  
WEST NEW YORK TOWN

GRADE SPAN 09-12

MEMORIAL HIGH SCHOOL  
5501 PARK AVE  
WEST NEW YORK, NEW JERSEY 07093-3523

This section of the performance report presents data about the achievement gap that exists within a school - as measured by the difference between the students' scale scores at the 25th and 75th percentile in the school, the so-called Interquartile Range (IQR). Taken together with an understanding of the overall and average achievement levels in the school, the IQR furthers an understanding of the range of student outcomes that exist in a school. A school gap smaller than the state gap indicates that the school's range of student outcomes is narrower than the state's while a school gap larger than the state gap indicates that the school's range of student outcomes is larger than the state's.

### High School

#### HSPA Language Arts 25th %ile vs 75th%ile

This table presents the scale scores associated with students at the bottom (0th percentile), the 25th percentile, the 50th percentile, the 75th percentile and the top (99th percentile) of school's distribution.

Percentile	School Scaled Score	State Scaled Score
99th	254	291
75th	238	247
50th	228	237
25th	215	222
0th	147	100

	Scaled Score Gap - School	Scaled Score Gap - State
25th vs 75th Gap	23	25

### Grade Level - 11

#### HSPA Math 25th %ile vs 75th%ile

This table presents the scale scores associated with students at the bottom (0th percentile), the 25th percentile, the 50th percentile, the 75th percentile and the top (99th percentile) of school's distribution.

Percentile	School Scaled Score	State Scaled Score
99th	260	300
75th	237	251
50th	222	231
25th	205	209
0th	149	136

	Scaled Score Gap - School	Scaled Score Gap - State
25th vs 75th Gap	32	42



# State of New Jersey

2012-13

17-5670-050

MEMORIAL HIGH SCHOOL

5501 PARK AVE

WEST NEW YORK, NEW JERSEY 07093-3523

## SCHOOL CLIMATE

HUDSON

WEST NEW YORK TOWN

GRADE SPAN 09-12

### Length of School Day

This table presents the amount of time a school is in session for a typical student on a normal school day.

	School
2012-13	6 Hrs. 35 Mins.

### Student Suspension Rate

This table presents the percentage of students who were suspended one or more times during the school year.

	School
2012-13	9.1%

### Instructional Time

This table presents the amount of time that a typical student is engaged in instructional activities under the supervision of a certified teacher.

2012-13	School
Full Time	5 Hrs. 27 Mins.
Shared Time	0 Hrs. 0 Mins.

### Student Expulsions

This table presents the number of students who were expelled from the school and district during the school year.

	School
2012-13	0

### Student to Staff Ratio

This table presents the count of students per faculty member or administrator in the school. All staff are counted in full-time equivalents.

2012-13	School
Faculty	0
Administrators	0

**SCHOOL PEER GROUP****Memorial High School****17-5670-050**

This table presents the list of peer schools in alphabetical order by county name that was created specifically for this school (highlighted in yellow). Peer schools are drawn from across the state and represent schools that have similar grade configurations and that are educating students of similar demographic characteristics, as measured by enrollment in Free/Reduced Lunch Programs, Limited English Proficiency or Special Education Programs.

<u>COUNTY NAME</u>	<u>DISTRICT NAME</u>	<u>SCHOOL NAME</u>	<u>CDS CODE</u>	<u>GRAD ESPAN</u>	<u>FRPL</u>	<u>LEP</u>	<u>SpED</u>
ATLANTIC	ATLANTIC CITY	ATLANTIC CITY HIGH SCHOOL	01-0110-010	09-12	79.6%	2.6%	16.6%
ATLANTIC	PLEASANTVILLE CITY	PLEASANTVILLE HIGH SCHOOL	01-4180-050	09-12	82.3%	8.5%	18.0%
CAMDEN	CAMDEN CITY	CREATIVE ARTS MORGAN VILLAGE ACADEMY	07-0680-245	06-12	88.3%	0.8%	22.3%
CAMDEN	CAMDEN CITY	DR. CHARLES E. BRIMM MEDICAL ARTS HIGH SCHOOL	07-0680-029	09-12	88.3%	0.5%	2.4%
CAMDEN	CAMDEN CITY	MET EAST HIGH SCHOOL	07-0680-305	09-12	93.7%	2.7%	14.4%
CAMDEN	CAMDEN CITY	WOODROW WILSON HIGH SCHOOL	07-0680-040	09-12	85.5%	20.9%	29.8%
CHARTERS	CAMDEN ACADEMY CHARTER HS	CAMDEN ACADEMY CHARTER HIGH SCHOOL	80-6212-903	09-12	92.9%	2.6%	12.6%
CHARTERS	LEAP ACADEMY UNIVERSITY CS	LEAP ACADEMY UNIVERSITY CHARTER SCHOOL	80-7109-931	KG-12	90.4%	3.7%	4.6%
CHARTERS	NORTH STAR ACAD. CS OF NEWARK	NORTH STAR ACADEMY CHARTER SCHOOLS OF NEWARK	80-7320-960	KG-12	83.4%	0.0%	7.8%
CHARTERS	TEAM ACADEMY CHARTER SCHOOL	TEAM ACADEMY CHARTER SCHOOL	80-7325-965	KG-12	86.7%	0.0%	12.5%
CHARTERS	THE BARACK OBAMA GREEN CHARTER HIGH	THE BARACK OBAMA GREEN CHARTER HIGH	80-6033-902	09-12	82.8%	0.0%	6.7%
CUMBERLANE	BRIDGETON CITY	BRIDGETON HIGH SCHOOL	11-0540-020	09-12	88.2%	4.8%	13.2%
ESSEX	NEWARK CITY	AMERICAN HISTORY HIGH SCHOOL	13-3570-087	06-12	90.8%	0.0%	5.7%
ESSEX	NEWARK CITY	BARRINGER HIGH SCHOOL	13-3570-020	09-12	87.6%	14.5%	26.5%
ESSEX	NEWARK CITY	CENTRAL HIGH SCHOOL	13-3570-030	09-12	92.2%	6.7%	17.7%
ESSEX	NEWARK CITY	NEWARK BRIDGES HIGH SCHOOL: A DIPLOMA PLUS SCHOOL	13-3570-305	09-12	81.0%	2.6%	18.5%
ESSEX	NEWARK CITY	TECHNOLOGY HIGH SCHOOL	13-3570-056	07-12	91.4%	0.2%	7.4%
ESSEX	NEWARK CITY	UNIVERSITY HIGH SCHOOL	13-3570-057	07-12	83.6%	0.0%	7.9%
ESSEX	NEWARK CITY	WEEQUAHIC HIGH SCHOOL	13-3570-070	09-12	88.3%	0.0%	19.4%
HUDSON	HARRISON TOWN	HARRISON HIGH SCHOOL	17-2060-050	09-12	84.9%	6.9%	14.7%
HUDSON	HOBOKEN CITY	HOBOKEN HIGH SCHOOL	17-2210-005	08-12	80.9%	2.2%	12.5%
HUDSON	JERSEY CITY	HENRY SNYDER	17-2390-050	09-12	71.2%	0.2%	31.5%
HUDSON	UNION CITY	UNION CITY HIGH SCHOOL	17-5240-055	09-12	91.7%	13.3%	12.7%
HUDSON	WEST NEW YORK TOWN	MEMORIAL HIGH SCHOOL	17-5670-050	09-12	83.5%	3.0%	15.1%
MERCER	TRENTON CITY	TRENTON CENTRAL HIGH SCHOOL - WEST CAMPUS	21-5210-051	09-12	79.7%	0.0%	15.3%
MIDDLESEX	NEW BRUNSWICK CITY	NEW BRUNSWICK HIGH SCHOOL	23-3530-050	09-12	89.2%	10.0%	17.1%
OCEAN	LAKEWOOD TWP	LAKEWOOD HIGH SCHOOL	29-2520-050	09-12	82.5%	5.9%	14.4%
PASSAIC	PATERSON CITY	SCHOOL OF HEALTH SCIENCE	31-4010-004	09-12	89.4%	5.5%	7.3%
UNION	ELIZABETH CITY	ADMIRAL WILLIAM F. HALSEY JR. LEADERSHIP ACADEMY	39-1320-402	09-12	88.5%	13.0%	11.9%
UNION	ELIZABETH CITY	ALEXANDER HAMILTON PREPARATORY ACADEMY	39-1320-405	09-12	87.9%	4.2%	6.8%
UNION	ELIZABETH CITY	THOMAS JEFFERSON ARTS ACADEMY	39-1320-403	09-12	88.1%	3.5%	14.1%

## Appendix 2.5: Shelter Size Estimation - Monthly Intakes

[illegible]

Appendix 2.5: Shelter Size Estimation - Size Estimation

				UFCC Yearly Estimated	UFCC Monthly
				Intakes based on this	Estimated Intakes
Location	Human Population	All Intakes in 2013	All Intakes / Human Population	Location	based on this Location
New York City	8,337,000	28,907	0.003467314	662	55
Spartanburg, SC	37,401	6,350	0.169781557	32,394	2,700
Bloomington, IN	81,963	3,724	0.045435135	8,669	722
Denver, CO	634,265	6,975	0.010996981	2,098	175
Tampa, FL	347,645	6,440	0.018524644	3,535	295
Richmond, VA	210,309	3,856	0.018334926	3,498	292
UC, WN, WH, NB	190,801	N/A		-	-